

Customer and Order Information

Purchase Order *	Tag	v.031518
Dealer/Provider Name *		
Purchaser Name and Contact Information *		
Billing Address *		
Shipping Address *		*required

Frame Type

<input checked="" type="checkbox"/> 1901000	Stellar GL 45° Manual Tilt Wheelchair	\$ 3,995
---	--	----------

Frame Options

<input checked="" type="checkbox"/> 1902000	Standard Base and Seat Frame 250 lbs Weight Capacity.	
<input type="checkbox"/> 1902200	Extended Base with Rear Floor Jacks Lifts Rear Wheels off ground for increased stability. Limited ground clearance. Not compatible with Attendant Wheel Locks, HD Anti-Tipper, IV Pole, O2 Holder.	\$ 600
<input type="checkbox"/> 1902300	Transit Tie Down System (TTDS) TTDS includes 4 factory-installed transport brackets. TTDS has been tested according to ANSI/RENSA WC 19. See Owners Manual for complete details. Not compatible with Attendant Wheel Locks.	

Seat Width Overall chair width is +9.5" for 12/16" RW and +10.5" for 20/22/24" RW

Standard Seat Widths		
<input type="checkbox"/> 1903014 14" Seat Width	<input type="checkbox"/> 1903015 15" Seat Width	<input type="checkbox"/> 1903016 16" Seat Width
<input type="checkbox"/> 1903017 17" Seat Width	<input type="checkbox"/> 1903018 18" Seat Width	<input type="checkbox"/> 1903019 19" Seat Width
<input type="checkbox"/> 1903020 20" Seat Width		
<input type="checkbox"/> 1903021 21" Seat Width	<input type="checkbox"/> 1903022 22" Seat Width	\$ 215

Seat Depth

Standard Seat Depths (Adjustable)		
<input type="checkbox"/> 1904016 16" Seat Depth	<input type="checkbox"/> 1904017 17" Seat Depth	<input type="checkbox"/> 1904018 18" Seat Depth
<input type="checkbox"/> 1904019 19" Seat Depth	<input type="checkbox"/> 1904020 20" Seat Depth	
Custom Seat Depths		
<input type="checkbox"/> 1904021 21" Seat Depth	<input type="checkbox"/> 1904022 22" Seat Depth	\$ 325

Frame Colour

PDG Premium Colours		
<input type="checkbox"/> 1905000 Tracer Red	<input type="checkbox"/> 1905001 Gloss Black	<input type="checkbox"/> 1905002 Silver
<input type="checkbox"/> 1905003 Black Shimmer	<input type="checkbox"/> 1905004 Orange Fusion	<input type="checkbox"/> 1905005 Karl's Imagination
<input type="checkbox"/> 1905006 Blue Shimmer	<input type="checkbox"/> 1905007 Gloss White	<input type="checkbox"/> 1905008 Dark Titanium
<input type="checkbox"/> 1905009 Geyser Green	<input type="checkbox"/> 1905010 Lollipop Blue	<input type="checkbox"/> 1905011 Lollipop Red
<input type="checkbox"/> 1905012 Bubble Gum Pink	<input type="checkbox"/> 1905013 Berry Purple	<input type="checkbox"/> 1905014 Safety Yellow
<input type="checkbox"/> 1905200 Custom Colour Contact PDG for specifications.		\$ 300

Arm Type


<input type="checkbox"/> 1906000	No Armrest	
<input type="checkbox"/> 1906100	Single Post Fixed Height (12") Full Length Armpad only.	
Single Post Adjustable Height		\$ 255
<input type="checkbox"/> 1906111 8"-11"	<input type="checkbox"/> 1906114 10"-14"	

See next page for more Arm Type options >

<input type="checkbox"/>	1906200	Dual Post Fixed Height (12")	Full Length Armpad only.		
		Dual Post Adjustable Height		\$	255
<input type="checkbox"/>	1906211	8"-11"		<input type="checkbox"/>	1906214 10"-14"
				<input type="checkbox"/>	1906216 12"-16"
		Locking Flip-up	Not recommended for users with excessive strength or tone. Not compatible with Fold Down Back, Clothing Guards, Back Upholstery.	\$	255
<input type="checkbox"/>	1906310	Set at 10"		<input type="checkbox"/>	1906311 Set at 11"
				<input type="checkbox"/>	1906312 Set at 12"
<input type="checkbox"/>	1906313	Set at 13"		<input type="checkbox"/>	1906314 Set at 14"

Armrests					
		Regular Armpads			
<input type="checkbox"/>	1907100	Desk Length - 2" x 10"		<input type="checkbox"/>	1907101 Full Length - 2" x 14"
<input type="checkbox"/>	1907102	Full Length Premium Grade - 2" x 14"			\$ 35
		Wide Armpads	May interfere with wheels in some tilt configurations.		\$ 115
<input type="checkbox"/>	1907110	Desk Length - 3" x 10"		<input type="checkbox"/>	1907111 Full Length - 3" x 12"
		Gel Armpads	May interfere with wheels in some tilt configurations.		\$ 125
<input type="checkbox"/>	1907120	Full Length - 2" x 12"		<input type="checkbox"/>	1907121 Full Length - 3.5" x 12"
		Contour Arm Trough with Hand Pad	May interfere with wheels in some tilt configurations.		\$ 125
<input type="checkbox"/>	1907130	Right (4.5" x 18")		<input type="checkbox"/>	1907131 Left (4.5" x 18")
<input type="checkbox"/>	1907220	Armrest Wideners for Dual Post Armrests	Limits tilt. Not compatible with 20", 22" or 24" Rear Wheels, Clothing Guards.		\$ 375
		Clothing Guards	Not compatible with Flip-up Armrests, Armrest Wideners.		
<input type="checkbox"/>	1907310	For Single Post Armrests	Available for 10"-14" Height range only.		\$ 110
<input type="checkbox"/>	1907320	For Dual Post Armrests			\$ 165
		Armrest Extensions	Not compatible with Flip-up or Single Post Armrests.		\$ 60
<input type="checkbox"/>	1907400	3" Extension - Forward		<input type="checkbox"/>	1907401 3" Extension - Rearward

Seat Pan					
<input type="checkbox"/>	1908000	No Seat Pan			
<input type="checkbox"/>	1908001	Solid Aluminum Seat Pan			\$ 120

Cushion					
<input type="checkbox"/>	1909000	No Cushion			
		nxt BioFit			
<input type="checkbox"/>	1909101	14"-20" width, 16"-20" depth			\$ 595
<input type="checkbox"/>	1909102	22"-24" width, 16"-20" depth			\$ 625
		Cushion Size	Available in even number sizes only.		
	1909400	Specify Size (Width" x Depth")	_____		

Seat Height																																																																	
		Select desired Seat-to-Floor Height	STF Height is adjustable within the range of the selected Rear Wheel size.																																																														
		<table border="1"> <thead> <tr> <th>RW</th> <th colspan="6">6" Casters</th> </tr> </thead> <tbody> <tr> <td>12"</td> <td>13"</td> <td>14"</td> <td>15"</td> <td>16"</td> <td></td> <td></td> </tr> <tr> <td>16"</td> <td></td> <td></td> <td>15"</td> <td>16"</td> <td>17"</td> <td>18"</td> </tr> <tr> <td>20"</td> <td>13"</td> <td>14"</td> <td>15"</td> <td>16"</td> <td></td> <td></td> </tr> <tr> <td>22"</td> <td></td> <td>14"</td> <td>15"</td> <td>16"</td> <td>17"</td> <td></td> </tr> <tr> <td>24"</td> <td></td> <td></td> <td>15"</td> <td>16"</td> <td>17"</td> <td>18"</td> </tr> </tbody> </table>	RW	6" Casters						12"	13"	14"	15"	16"			16"			15"	16"	17"	18"	20"	13"	14"	15"	16"			22"		14"	15"	16"	17"		24"			15"	16"	17"	18"	<table border="1"> <thead> <tr> <th>RW</th> <th colspan="4">8" Casters</th> </tr> </thead> <tbody> <tr> <td>16"</td> <td></td> <td></td> <td>15"</td> <td>16"</td> <td>17"</td> <td>18"</td> </tr> <tr> <td>24"</td> <td></td> <td></td> <td>15"</td> <td>16"</td> <td>17"</td> <td>18"</td> </tr> </tbody> </table>	RW	8" Casters				16"			15"	16"	17"	18"	24"			15"	16"	17"	18"	Wheel size _____
RW	6" Casters																																																																
12"	13"	14"	15"	16"																																																													
16"			15"	16"	17"	18"																																																											
20"	13"	14"	15"	16"																																																													
22"		14"	15"	16"	17"																																																												
24"			15"	16"	17"	18"																																																											
RW	8" Casters																																																																
16"			15"	16"	17"	18"																																																											
24"			15"	16"	17"	18"																																																											
						Caster size _____																																																											
						STF height _____																																																											

Casters

Urethane 8" Casters are compatible only with 16" and 24" Rear Wheels.

<input type="checkbox"/>	1911061	6" x 1.25" Caster size		
<input type="checkbox"/>	1911063	6" x 1.50" Caster size		\$ 85
<input type="checkbox"/>	1911081	8" x 1.25" Caster size		
<input type="checkbox"/>	1911084	8" x 2.00" Caster size		\$ 135

Pneumatic 8" Casters are compatible only with 16" and 24" Rear Wheels.

<input type="checkbox"/>	1911161	6" x 1.25" Caster size		\$ 110
<input type="checkbox"/>	1911181	8" x 1.25" Caster size		\$ 120
<input type="checkbox"/>	1911184	8" x 2.00" Caster size		\$ 150

<input type="checkbox"/>	1911260	6" Soft Roll		\$ 95
--------------------------	---------	---------------------	--	-------

<input type="checkbox"/>	1911400	Ultra Sport Fork	Not compatible with 12", 20", or 22" Rear Wheels. Requires 6" Soft Roll Caster.	\$ 395
--------------------------	---------	-------------------------	---	--------

Rear Wheels

Composite

<input type="checkbox"/>	1912012	12" Wheel size	<input type="checkbox"/>	1912016	16" Wheel size	<input type="checkbox"/>	1912020	20" Wheel size
<input type="checkbox"/>	1912022	22" Wheel size	<input type="checkbox"/>	1912024	24" Wheel size			

Spoke

<input type="checkbox"/>	1912120	20" Wheel size	<input type="checkbox"/>	1912122	22" Wheel size	<input type="checkbox"/>	1912124	24" Wheel size	\$ 75
--------------------------	---------	----------------	--------------------------	---------	----------------	--------------------------	---------	----------------	-------

<input type="checkbox"/>	1912224	24" Heavy Duty Spoke							\$ 350
--------------------------	---------	-----------------------------	--	--	--	--	--	--	--------

Axle Type

<input type="checkbox"/>	1913000	Quick Release Rear Axles		
--------------------------	---------	---------------------------------	--	--

<input type="checkbox"/>	1913010	Fixed Rear Axles		
--------------------------	---------	-------------------------	--	--

Rear Tires

<input type="checkbox"/>	1914000	Urethane		
--------------------------	---------	-----------------	--	--

<input type="checkbox"/>	1914010	Pneumatic	Pneumatic Tires may result in a finished Seat Height 1/2" greater than stated.	\$ 60
--------------------------	---------	------------------	--	-------

<input type="checkbox"/>	1914020	Pneumatic with Flat-Free Inserts	Pneumatic Tires may result in a finished Seat Height 1/2" greater than stated. Not compatible with Spoke Wheels.	\$ 95
--------------------------	---------	---	--	-------

Hand Rims

<input type="checkbox"/>	1915000	No Hand Rims		
--------------------------	---------	---------------------	--	--

<input type="checkbox"/>	1915010	Standard	20", 22", and 24" Rear Wheels only.	
--------------------------	---------	-----------------	-------------------------------------	--

<input type="checkbox"/>	1915020	Plastic Coated	20", 22", and 24" Rear Wheels only.	\$ 135
--------------------------	---------	-----------------------	-------------------------------------	--------

Wheel Locks

<input type="checkbox"/>	1916010	Push to Lock		
--------------------------	---------	---------------------	--	--

<input type="checkbox"/>	1916020	Pull to Lock		
--------------------------	---------	---------------------	--	--

<input type="checkbox"/>	1916030	Attendant Wheel Lock (Push to Lock)		\$ 85
--------------------------	---------	--	--	-------

<input type="checkbox"/>	1916040	User & Attendant Wheel Lock	Available only on 20", 22", or 24" Rear Wheels.	\$ 125
--------------------------	---------	--	---	--------

<input type="checkbox"/>	1916100	Wheel Lock Extensions	Not compatible with Attendant Wheel Lock.	\$ 60
--------------------------	---------	------------------------------	---	-------

<input type="checkbox"/>	1916200	Hill Holders	Requires Pneumatic Rear Tires with Flat-Free Inserts.	\$ 350
--------------------------	---------	---------------------	---	--------

Anti-Tippers

<input checked="" type="checkbox"/>	1917010	Rear Anti-Tippers	Required Safety Option.	\$ 60
-------------------------------------	---------	--------------------------	-------------------------	-------

<input type="checkbox"/>	1917020	Front Anti-Tippers		\$ 300
--------------------------	---------	---------------------------	--	--------

<input type="checkbox"/>	1917030	Heavy Duty Rear Anti-Tipper	Provides additional rearward stability for users with excessive movement. Not compatible with Attendant Wheel Locks, IV Pole, O2 Holder.	\$ 600
--------------------------	---------	------------------------------------	--	--------

Back Post Style

<input type="checkbox"/> 1918010	Push Bar Back		
<input type="checkbox"/> 1918020	Cane Handle Back	Not compatible with Headrest Mounting Plate.	
Back Post Height Seat Pan to Handle			
<input type="checkbox"/> 1918425	25" Height	<input type="checkbox"/> 1918431	31" Height


Back Options

Angle/Height Adjustable Push Bar Handle Not compatible with Headrest Mounting Plate or Cane Handle Back. \$ 150			
<input type="checkbox"/> 1919010	Button on Outside	<input type="checkbox"/> 1919011	Button on Inside
Seat to Back Angle			
<input type="checkbox"/> 1919090	Set at 90°	<input type="checkbox"/> 1919098	Set at 98°
<input type="checkbox"/> 1919114	Set at 114°	<input type="checkbox"/> 1919122	Set at 122°
<input type="checkbox"/> 1919210	10" Backrest Extension	Not compatible with Angle/Height Adjustable Push Bar Handle. \$ 135	
<input type="checkbox"/> 1919220	Fold Down Back	Not compatible with Reclining Back.	
<input type="checkbox"/> 1919230	Spring Back Suspension	Not compatible with Reclining Back. \$ 105	
<input type="checkbox"/> 1919240	Dynamic Rocker Back Assembly	\$ 2,995	
Not compatible with Fold Down Back, Spring Back Suspension, 30° Recline, Cane Handle. Upholstery must be Adjustable Tension. Finished Back Post Height 3" taller than selected Back Post Height.			

Back Upholstery

<input type="checkbox"/> 1920000	No Back Upholstery		
Standard Back height measured from Seat Pan to top of Upholstery. \$ 155			
<input type="checkbox"/> 1920021	Set at 21"	<input type="checkbox"/> 1920022	Set at 22" Not available with 25" Back.
Short 25" Back only. Back height measured from Seat Pan to top of Upholstery. \$ 155			
<input type="checkbox"/> 1920118	Set at 18"	<input type="checkbox"/> 1920119	Set at 19"
<input type="checkbox"/> 1920120	Set at 20"		
Tall 31" Back only. Back height measured from Seat Pan to top of Upholstery. \$ 155			
<input type="checkbox"/> 1920224	Set at 24"	<input type="checkbox"/> 1920225	Set at 25"
<input type="checkbox"/> 1920226	Set at 26"		
Adjustable Tension Back height measured from Seat Pan to top of Upholstery. \$ 295			
<input type="checkbox"/> 1920321	Set at 21"	<input type="checkbox"/> 1920322	Set at 22"
<input type="checkbox"/> 1920323	Set at 23"		

Backrest


<input type="checkbox"/> 1921000	No Backrest		
next Optima HA Active Contour			
<input type="checkbox"/> 1921100	16"-20" width, 16"-20" height		\$ 690
<input type="checkbox"/> 1921105	22"-24" width, 16"-20" height		\$ 720
next Optima HA Plus Contour 			
<input type="checkbox"/> 1921101	16"-20" width, 16"-20" height		\$ 690
<input type="checkbox"/> 1921106	22"-24" width, 16"-20" height		\$ 720
Backrest Size Available in even number sizes only.			
<input type="checkbox"/> 1921400	Specify Size (Width" x Height") _____		

Tilt/Recline Options

Attendant Tilt only			
<input type="checkbox"/> 1923011	Trigger on Right Back Post	<input type="checkbox"/> 1923012	Trigger on Left Back Post
Tilt Limit			
<input type="checkbox"/> 1923220	Set at 20°	<input type="checkbox"/> 1923230	Set at 30°
<input type="checkbox"/> 1923240	Set at 40°		

See next page for more Tilt/Recline options >

<input type="checkbox"/>	1923410	Reclining Backrest (Manual)				\$ 875
30° maximum recline. Not compatible with Backrest Extension, Cane Handle Back, Spring Back Suspension, Fold Down Back, Tension Adjustable Upholstery.						
<input type="checkbox"/>	1923400	Power Tilt	250 lbs Weight Capacity. 0° to 45° tilt range. Includes 2 batteries for off-chair charging. Minimum Seat Width is 16".			\$ 1,695
		Toggle Switch	<input type="checkbox"/> 1923421 Installed on Right side	<input type="checkbox"/> 1923422 Installed on Left side		
		Button Switch	<input type="checkbox"/> 1923431 Installed on Right side	<input type="checkbox"/> 1923432 Installed on Left side		
		Egg Switch	<input type="checkbox"/> 1923440 Not installed			
<input type="checkbox"/>	1923445	Egg Switch Swing Away Mounting Hardware				\$ 625
Not compatible with all Headrests. Specify make and model to be used: _____						

Headrest						
<input type="checkbox"/>	1924000	No Headrest				
<input type="checkbox"/>	1924010	Headrest Mounting Plate				\$ 75
Not compatible with Backrest Extension, Angle/Height Adjustable Push Bar, Cane Handle Back. Not required if mounting to a solid Back.						
<input type="checkbox"/>	1924100	nxt MultiFit Head Support Hardware				\$ 235
		nxt MultiFit Head Support Pad				\$ 245
<input type="checkbox"/>	1924105	Regular (9" x 5")	<input type="checkbox"/> 1924106 Large (10" x 5")	<input type="checkbox"/> 1924107 X-Large (14" x 5")		

Front Rigging						
<input type="checkbox"/>	1925000	No Front Rigging				
		PDG Easy-Out™ Front Rigging	Effortless insertion and removal. No Hanger Bracket remains on frame.			
<input type="checkbox"/>	1925410	Fixed 70°			Available in March	\$ 95
<input type="checkbox"/>	1925420	Swing In/Away Universal Angle Adjustable (0°-110°)	Set at (use increments of 10°): _____		Available in April	\$ 195
<input type="checkbox"/>	1925430	Swing In/Away Elevating Legrests	High knee pivot. Includes reinforced premium Calf Pad mount.		Available in April	\$ 495
		Standard Front Rigging	Legacy Design. Not compatible with Easy-Out.			
<input type="checkbox"/>	1925110	Plug In 70°				
<input type="checkbox"/>	1925130	Swing Away 60°	<input type="checkbox"/> 1925140 Swing Away 70°			
<input type="checkbox"/>	1925200	Swing Away Elevating Legrest				\$ 375
<input type="checkbox"/>	1925300	1" Offset Hangers for Swing Away				\$ 75

Foot Plates						
<input type="checkbox"/>	1926010	Composite				
<input type="checkbox"/>	1926020	Aluminum Angle Adjustable				\$ 155
<input type="checkbox"/>	1926030	One Piece Fixed	Available on Plug In Front Rigging only. Requires selection of Composite or Aluminum Angle Adjustable.			\$ 350
<input type="checkbox"/>	1926040	One Piece Flip-up	Requires selection of Composite or Aluminum Angle Adjustable.			\$ 395
<input type="checkbox"/>	1926050	Interlocking Angle Adjustable	Seat Widths of 14"-21" only.			\$ 195

Footrest/Legrest Accessories						
<input type="checkbox"/>	1927010	Swing Away 60° & 70° Calf Pad	Not compatible with 60° & 70° Gel Padding.			\$ 135
<input type="checkbox"/>	1927020	Swing Away 60° & 70° Gel Padding	Not compatible with 60° & 70° Swing Away Calf Pad, Easy-Out Front Rigging.			\$ 100
<input type="checkbox"/>	1927030	Swing Away ELR Gel Knee Pad				\$ 100
<input type="checkbox"/>	1927040	Adjustable Length Heel Loops				\$ 50
<input type="checkbox"/>	1927050	Bodypoint - Padded Calf Strap				\$ 105
		Miller's Dynamic Footrest Mounts	Not compatible with Easy-Out Front Rigging.			
<input type="checkbox"/>	1927060	For Plug In Front Rigging				\$ 190
<input type="checkbox"/>	1927065	For Swing Away 70° Front Rigging	Not available on 13" STF Height.			\$ 380

Extension Tubes

Regular Extension Tubes

<input type="checkbox"/>	1928010	Short	13"-17" for Easy-Out SA Angle Adjustable	10"-13.5" for Easy Out SA ELR	13"-17" for Standard Front Rigging	
<input type="checkbox"/>	1928020	Long	16"-22.5" for Easy-Out SA Angle Adjustable	12.5"-19.5" for Easy-Out SA ELR	15"-19" for Standard Front Rigging	\$ 75

Extra Strength Extension Tubes (Solid) Available on Plug In Front Rigging only.

<input type="checkbox"/>	1928110	Standard (13"-17")	<input type="checkbox"/>	1928120	Long (15"-19")	\$ 100
--------------------------	---------	--------------------	--------------------------	---------	----------------	--------

Positioning Straps

Bodypoint - Hip Belts

<input type="checkbox"/>	1929010	Center-Pull Auto Style		\$ 105
<input type="checkbox"/>	1929015	Center-Pull Auto Style, Padded		\$ 155
<input type="checkbox"/>	1929020	4-Point, Padded		\$ 175

<input type="checkbox"/>	1929030	Bodypoint - Chest Strap	\$ 85
--------------------------	---------	--------------------------------	-------

Miscellaneous Options

<input type="checkbox"/>	1930080	Gel Hip Guides	\$ 325
<input type="checkbox"/>	1930110	IV Pole Not compatible with HD Anti Tipper, Attendant Wheel Locks.	\$ 295
<input type="checkbox"/>	1930120	O2 Holder Not compatible with HD Anti Tipper, Attendant Wheel Locks.	\$ 395
<input type="checkbox"/>	1930170	Adhesive Back Hook Strip, 2" x 30" For Cushion mounting.	\$ 10

Order Notes

Please send your completed order form by email to info@pdgmobility.com or by fax to 877 323 9093.



Scan this code or go to pdgmobility.com/products/stellar-GL/ to learn more about the Stellar GL 45° Manual Tilt Wheelchair

