

Customer and Order Information

Purchase Order *	Tag	v.031518
Dealer/Provider Name *		
Purchaser Name and Contact Information *		
Billing Address *		
Shipping Address *		*required

Frame Type

<input checked="" type="checkbox"/> 1901000	Stellar GL 45° Manual Tilt Wheelchair	E1161	\$ 2,995
---	--	-------	----------

Frame Options

<input checked="" type="checkbox"/> 1902000	Standard Base and Seat Frame	250 lbs Weight Capacity.	
<input type="checkbox"/> 1902200	Extended Base with Rear Floor Jacks	Lifts Rear Wheels off ground for increased stability. Limited ground clearance. Not compatible with Attendant Wheel Locks, HD Anti-Tipper, IV Pole, O2 Holder.	\$ 600
<input type="checkbox"/> 1902300	Transit Tie Down System (TTDS)	TTDS includes 4 factory-installed transport brackets. TTDS has been tested according to ANSI/RENSA WC 19. See Owners Manual for complete details. Not compatible with Attendant Wheel Locks.	

Seat Width Overall chair width is +9.5" for 12/16" RW and +10.5" for 20/22/24" RW

Standard Seat Widths			
<input type="checkbox"/> 1903014	14" Seat Width	<input type="checkbox"/> 1903015	15" Seat Width
<input type="checkbox"/> 1903016	16" Seat Width	<input type="checkbox"/> 1903017	17" Seat Width
<input type="checkbox"/> 1903018	18" Seat Width	<input type="checkbox"/> 1903019	19" Seat Width
<input type="checkbox"/> 1903020	20" Seat Width	<input type="checkbox"/> 1903021	21" Seat Width
<input type="checkbox"/> 1903022	22" Seat Width		
			E2201 \$ 325

Seat Depth

Standard Seat Depths (Adjustable)			
<input type="checkbox"/> 1904016	16" Seat Depth	<input type="checkbox"/> 1904017	17" Seat Depth
<input type="checkbox"/> 1904018	18" Seat Depth		
<input type="checkbox"/> 1904019	19" Seat Depth		
<input type="checkbox"/> 1904020	20" Seat Depth		E2203 \$ 475
Custom Seat Depths			
<input type="checkbox"/> 1904021	21" Seat Depth		E2203 \$ 475
<input type="checkbox"/> 1904022	22" Seat Depth		E2204 \$ 750

Frame Color

PDG Premium Colors			
<input type="checkbox"/> 1905000	Tracer Red	<input type="checkbox"/> 1905001	Gloss Black
<input type="checkbox"/> 1905002	Silver	<input type="checkbox"/> 1905003	Black Shimmer
<input type="checkbox"/> 1905004	Orange Fusion	<input type="checkbox"/> 1905005	Karl's Imagination
<input type="checkbox"/> 1905006	Blue Shimmer	<input type="checkbox"/> 1905007	Gloss White
<input type="checkbox"/> 1905008	Dark Titanium	<input type="checkbox"/> 1905009	Geyser Green
<input type="checkbox"/> 1905010	Lollypop Blue	<input type="checkbox"/> 1905011	Lollypop Red
<input type="checkbox"/> 1905012	Bubble Gum Pink	<input type="checkbox"/> 1905013	Berry Purple
<input type="checkbox"/> 1905014	Safety Yellow		
<input type="checkbox"/> 1905200	Custom Color	Contact PDG for specifications.	\$ 300

Arm Type





<input type="checkbox"/> 1906000	No Armrest		
<input type="checkbox"/> 1906100	Single Post Fixed Height (12")	Full Length Armpad only.	
Single Post Adjustable Height			E0973 \$ 255
<input type="checkbox"/> 1906111	8"-11"	<input type="checkbox"/> 1906114	10"-14"

See next page for more Arm Type options >

<input type="checkbox"/>	1906200	Dual Post Fixed Height (12")	Full Length Armpad only.					
		Dual Post Adjustable Height			E0973	\$ 255		
<input type="checkbox"/>	1906211	8"-11"	<input type="checkbox"/>	1906214	10"-14"	<input type="checkbox"/>	1906216	12"-16"
		Locking Flip-up	Not recommended for users with excessive strength or tone. Not compatible with Fold Down Back, Clothing Guards, Back Upholstery.		E0973	\$ 255		
<input type="checkbox"/>	1906310	Set at 10"	<input type="checkbox"/>	1906311	Set at 11"	<input type="checkbox"/>	1906312	Set at 12"
<input type="checkbox"/>	1906313	Set at 13"	<input type="checkbox"/>	1906314	Set at 14"			

Armrests							
Regular Armpads							
<input type="checkbox"/>	1907100	Desk Length - 2" x 10"	<input type="checkbox"/>	1907101	Full Length - 2" x 14"		
<input type="checkbox"/>	1907102	Full Length Premium Grade - 2" x 14"					\$ 35
Wide Armpads May interfere with wheels in some tilt configurations.							
<input type="checkbox"/>	1907110	Desk Length - 3" x 10"	<input type="checkbox"/>	1907111	Full Length - 3" x 12"		\$ 115
Gel Armpads May interfere with wheels in some tilt configurations.							
<input type="checkbox"/>	1907120	Full Length - 2" x 12"	<input type="checkbox"/>	1907121	Full Length - 3.5" x 12"		\$ 125
Contour Arm Trough with Hand Pad May interfere with wheels in some tilt configurations.							
<input type="checkbox"/>	1907130	Right (4.5" x 18")	<input type="checkbox"/>	1907131	Left (4.5" x 18")	E2209	\$ 125
<input type="checkbox"/>	1907220	Armrest Wideners for Dual Post Armrests	Limits tilt. Not compatible with 20", 22" or 24" Rear Wheels, Clothing Guards.				\$ 375
Clothing Guards Not compatible with Flip-up Armrests, Armrest Wideners.							
<input type="checkbox"/>	1907310	For Single Post Armrests	Available for 10"-14" Height range only.			K0108	\$ 110
<input type="checkbox"/>	1907320	For Dual Post Armrests				K0108	\$ 165
Armrest Extensions Not compatible with Flip-up or Single Post Armrests.							
<input type="checkbox"/>	1907400	3" Extension - Forward	<input type="checkbox"/>	1907401	3" Extension - Rearward		\$ 60

Seat Pan							
<input type="checkbox"/>	1908000	No Seat Pan					
<input type="checkbox"/>	1908001	Solid Aluminum Seat Pan				E2231	\$ 120

Cushion							
<input type="checkbox"/>	1909000	No Cushion					
nxt BioFit							
<input type="checkbox"/>	1909101	14"-20" width, 16"-20" depth				E2607	\$ 595
<input type="checkbox"/>	1909102	22" width, 16"-20" depth				E2608	\$ 625
Matrx VI							
<input type="checkbox"/>	1909111	14"-20" width, 16"-22" depth				E2607	\$ 550
<input type="checkbox"/>	1909112	22" width, 18"-22" depth				E2608	\$ 600
<input type="checkbox"/>	1909115	HD - 18"-22" width, 18"-22" depth				E2608	\$ 1,150
ROHO Quadro Select High Profile							
<input type="checkbox"/>	1909121	14"-20" width, 16"-22" depth				E2624	\$ 650
<input type="checkbox"/>	1909122	22" width, 16"-22" depth				E2625	\$ 750
ROHO High Profile							
<input type="checkbox"/>	1909125	14"-20" width, 16"-22" depth				E2622	\$ 650
<input type="checkbox"/>	1909126	22" width, 16"-22" depth				E2623	\$ 750
Varilite Reflex							
<input type="checkbox"/>	1909131	14"-20" width, 16"-20" depth				E2603	\$ 375
Cushion Size							
	1909400	Specify Size (Width" x Depth")					

Seat Height

Select desired Seat-to-Floor Height

STF Height is adjustable within the range of the selected Rear Wheel size.

RW	6" Casters					
12"	13"	14"	15"	16"		
16"			15"	16"	17"	18"
20"	13"	14"	15"	16"		
22"		14"	15"	16"	17"	
24"			15"	16"	17"	18"

RW	8" Casters					
16"			15"	16"	17"	18"
24"			15"	16"	17"	18"

Wheel size _____

Caster size _____

STF height _____

Casters

Urethane 8" Casters are compatible only with 16" and 24" Rear Wheels.

- 1911061 6" x 1.25" Caster size
- 1911063 6" x 1.50" Caster size \$ 85
- 1911081 8" x 1.25" Caster size
- 1911084 8" x 2.00" Caster size \$ 135

Pneumatic 8" Casters are compatible only with 16" and 24" Rear Wheels.

- 1911161 6" x 1.25" Caster size *E2214 & E2215* \$ 110
- 1911181 8" x 1.25" Caster size *E2214 & E2215* \$ 120
- 1911184 8" x 2.00" Caster size *E2214 & E2215* \$ 150
- 1911260 **6" Soft Roll** \$ 95
- 1911400 **Ultra Sport Fork** Not compatible with 12", 20", or 22" Rear Wheels. Requires 6" Soft Roll Caster. *E1015* \$ 395

Rear Wheels

Composite

- 1912012 12" Wheel size
- 1912016 16" Wheel size
- 1912020 20" Wheel size
- 1912022 22" Wheel size
- 1912024 24" Wheel size

Spoke

- 1912120 20" Wheel size \$ 75
- 1912122 22" Wheel size
- 1912124 24" Wheel size
- 1912224 **24" Heavy Duty Spoke** \$ 350

Axle Type

- 1913000 **Quick Release Rear Axles**
- 1913010 **Fixed Rear Axles**

Rear Tires

- 1914000 **Urethane**
 - 1914010 **Pneumatic** Pneumatic Tires may result in a finished Seat Height 1/2" greater than stated. *E2211 & E2212* \$ 60
 - 1914020 **Pneumatic with Flat-Free Inserts** *E2211 & E2213* \$ 95
- Pneumatic Tires may result in a finished Seat Height 1/2" greater than stated. Not compatible with Spoke Wheels.

Hand Rims

- 1915000 **No Hand Rims**
- 1915010 **Standard** 20", 22", and 24" Rear Wheels only.
- 1915020 **Plastic Coated** 20", 22", and 24" Rear Wheels only. \$ 135

Wheel Locks

- 1916010 **Push to Lock**
- 1916020 **Pull to Lock**

See next page for more Wheel Locks options >

<input type="checkbox"/>	1916030	Attendant Wheel Lock (Push to Lock)		\$ 85
<input type="checkbox"/>	1916040	User & Attendant Wheel Lock	Available only on 20", 22", or 24" Rear Wheels.	\$ 125
<input type="checkbox"/>	1916100	Wheel Lock Extensions	Not compatible with Attendant Wheel Lock.	E0961 \$ 60
<input type="checkbox"/>	1916200	Hill Holders	Requires Pneumatic Rear Tires with Flat-Free Inserts.	E0974 \$ 350

Anti-Tippers

<input checked="" type="checkbox"/>	1917010	Rear Anti-Tippers	Required Safety Option.	E0971 \$ 60
<input type="checkbox"/>	1917020	Front Anti-Tippers		E0971 \$ 300
<input type="checkbox"/>	1917030	Heavy Duty Rear Anti-Tipper	Provides additional rearward stability for users with excessive movement. Not compatible with Attendant Wheel Locks, IV Pole, O2 Holder.	E0971 \$ 600

Back Post Style

<input type="checkbox"/>	1918010	Push Bar Back		
<input type="checkbox"/>	1918020	Cane Handle Back	Not compatible with Headrest Mounting Plate.	
Back Post Height Seat Pan to Handle				
<input type="checkbox"/>	1918425	25" Height	<input type="checkbox"/>	1918431 31" Height


Back Options

Angle/Height Adjustable Push Bar Handle Not compatible with Headrest Mounting Plate or Cane Handle Back.				\$ 150
<input type="checkbox"/>	1919010	Button on Outside	<input type="checkbox"/>	1919011 Button on Inside
Seat to Back Angle				
<input type="checkbox"/>	1919090	Set at 90°	<input type="checkbox"/>	1919098 Set at 98°
<input type="checkbox"/>	1919114	Set at 114°	<input type="checkbox"/>	1919106 Set at 106°
<input type="checkbox"/>	1919122	Set at 122°		
<input type="checkbox"/>	1919210	10" Backrest Extension	Not compatible with Angle/Height Adjustable Push Bar Handle.	E0966 \$ 135
<input type="checkbox"/>	1919220	Fold Down Back	Not compatible with Reclining Back.	
<input type="checkbox"/>	1919230	Spring Back Suspension	Not compatible with Reclining Back.	\$ 105
<input type="checkbox"/>	1919240	Dynamic Rocker Back Assembly	Not compatible with Fold Down Back, Spring Back Suspension, 30° Recline, Cane Handle. Upholstery must be Adjustable Tension. Finished Back Post Height 3" taller than selected Back Post Height.	K0108 \$ 2,995

Back Upholstery

<input type="checkbox"/>	1920000	No Back Upholstery		
Standard Back height measured from Seat Pan to top of Upholstery.				E2611 \$ 155
<input type="checkbox"/>	1920021	Set at 21"	<input type="checkbox"/>	1920022 Set at 22" Not available with 25" Back.
Short 25" Back only. Back height measured from Seat Pan to top of Upholstery.				E2611 \$ 155
<input type="checkbox"/>	1920118	Set at 18"	<input type="checkbox"/>	1920119 Set at 19"
<input type="checkbox"/>	1920120	Set at 20"		
Tall 31" Back only. Back height measured from Seat Pan to top of Upholstery.				E2611 \$ 155
<input type="checkbox"/>	1920224	Set at 24"	<input type="checkbox"/>	1920225 Set at 25"
<input type="checkbox"/>	1920226	Set at 26"		
Adjustable Tension Back height measured from Seat Pan to top of Upholstery.				E2611 \$ 295
<input type="checkbox"/>	1920321	Set at 21"	<input type="checkbox"/>	1920322 Set at 22"
<input type="checkbox"/>	1920323	Set at 23"		

Backrest

<input type="checkbox"/>	1921000	No Backrest		
nxt Optima HA Active Contour				
<input type="checkbox"/>	1921100	16"-20" width, 16"-20" height		E2620 \$ 690
<input type="checkbox"/>	1921105	22" width, 16"-20" height		E2621 \$ 720

See next page for more Backrest options >

nxt Optima HA Plus Contour				
<input type="checkbox"/>	1921101 16"-20" width, 16"-20" height		E2620	\$ 690
<input type="checkbox"/>	1921106 22" width, 16"-20" height		E2621	\$ 720
Matrx Elite				
<input type="checkbox"/>	1921110 14"-20" width, 10"-20" height		E2620	\$ 825
<input type="checkbox"/>	1921112 HD - 22" width, 16"-20" height		E2621	\$ 1,095
<input type="checkbox"/>	1921116 Deep - 14"-20" width, 12"-20" height		E2620	\$ 950
ROHO Agility				
<input type="checkbox"/>	1921120 Min Contour 14"-20" width, 10"-18" height		E2620	\$ 825
<input type="checkbox"/>	1921122 Mid Contour 14"-20" width, 10"-18" height		E2620	\$ 850
<input type="checkbox"/>	1921124 Max Contour 14"-20" width, 10"-18" height		E2620	\$ 950
Varilite Icon				
<input type="checkbox"/>	1921130 Tall - 14"-20" width, 14"-24" height		E2615	\$ 850
<input type="checkbox"/>	1921132 Deep - 14"-20" width, 17"-24" height		E2620	\$ 895
Backrest Size				
<input type="checkbox"/>	1921400 Specify Size (Width" x Height") _____			

Tilt/Recline Options

Attendant Tilt only				
<input type="checkbox"/>	1923011 Trigger on Right Back Post	<input type="checkbox"/>	1923012 Trigger on Left Back Post	
Tilt Limit				
<input type="checkbox"/>	1923220 Set at 20°	<input type="checkbox"/>	1923230 Set at 30°	<input type="checkbox"/>
<input type="checkbox"/>	1923240 Set at 40°			
<input type="checkbox"/>	1923410 Reclining Backrest (Manual)			\$ 875
30° maximum recline. Not compatible with Backrest Extension, Cane Handle Back, Spring Back Suspension, Fold Down Back, Tension Adjustable Upholstery.				
<input type="checkbox"/>	1923400 Power Tilt 250 lbs Weight Capacity. 0° to 45° tilt range. Includes 2 batteries for off-chair charging. Minimum Seat Width is 16".			E1002 \$ 2,195
	Toggle Switch	<input type="checkbox"/>	1923421 Installed on Right side	<input type="checkbox"/>
	Button Switch	<input type="checkbox"/>	1923431 Installed on Right side	<input type="checkbox"/>
	Egg Switch	<input type="checkbox"/>	1923440 Not installed	
<input type="checkbox"/>	1923445 Egg Switch Swing Away Mounting Hardware			E1028 \$ 625
Not compatible with all Headrests. Specify make and model to be used: _____				

Headrest

<input type="checkbox"/>	1924000 No Headrest			
<input type="checkbox"/>	1924010 Headrest Mounting Plate			\$ 75
Not compatible with Backrest Extension, Angle/Height Adjustable Push Bar, Cane Handle Back. Not required if mounting to a solid Back.				
<input type="checkbox"/>	1924100 nxt MultiFit Head Support Hardware			E1028 \$ 235
nxt MultiFit Head Support Pad				
<input type="checkbox"/>	1924105 Regular (9" x 5")		<input type="checkbox"/>	1924106 Large (10" x 5")
<input type="checkbox"/>	1924107 X-Large (14" x 5")			
Stealth Headrest Hardware				
<input type="checkbox"/>	1924110 Multi-Axis HMO475		E1028	\$ 150
<input type="checkbox"/>	1924111 Link TWB480		E1028	\$ 325
Stealth Headrest Pad				
<input type="checkbox"/>	1924115 10" width	<input type="checkbox"/>	1924116 14" width	E0955 \$ 245

Front Rigging

<input type="checkbox"/>	1925000	No Front Rigging			
PDG Easy-Out™ Front Rigging Effortless insertion and removal. No Hanger Bracket remains on frame.					
<input type="checkbox"/>	1925410	Fixed 70°		Available in March	\$ 95
<input type="checkbox"/>	1925420	Swing In/Away Universal Angle Adjustable (0°-110°)	Set at (use increments of 10°): _____	Available in April	\$ 195
<input type="checkbox"/>	1925430	Swing In/Away Elevating Legrests	High knee pivot. Includes reinforced premium Calf Pad mount.	Available in April	E0990 \$ 495
Standard Front Rigging Legacy Design. Not compatible with Easy-Out.					
<input type="checkbox"/>	1925110	Plug In 70°			
<input type="checkbox"/>	1925130	Swing Away 60°	<input type="checkbox"/>	1925140	Swing Away 70°
<input type="checkbox"/>	1925200	Swing Away Elevating Legrests		E0990	\$ 375
<input type="checkbox"/>	1925300	1" Offset Hangers for Swing Away			\$ 75

Foot Plates

<input type="checkbox"/>	1926010	Composite			
<input type="checkbox"/>	1926020	Aluminum Angle Adjustable		K0040	\$ 155
<input type="checkbox"/>	1926030	One Piece Fixed	Available on Plug In Front Rigging only. Requires selection of Composite or Aluminum Angle Adjustable.		\$ 350
<input type="checkbox"/>	1926040	One Piece Flip-up	Requires selection of Composite or Aluminum Angle Adjustable.		\$ 395
<input type="checkbox"/>	1926050	Interlocking Angle Adjustable	Seat Widths of 14"-21" only.	K0040	\$ 195

Footrest/Legrest Accessories

<input type="checkbox"/>	1927010	Swing Away 60° & 70° Calf Pad	Not compatible with 60° & 70° Gel Padding.		\$ 135
<input type="checkbox"/>	1927020	Swing Away 60° & 70° Gel Padding	Not compatible with 60° & 70° Swing Away Calf Pad, Easy-Out Front Rigging.		\$ 100
<input type="checkbox"/>	1927030	Swing Away ELR Gel Knee Pad			\$ 100
<input type="checkbox"/>	1927040	Adjustable Length Heel Loops		E0951	\$ 50
<input type="checkbox"/>	1927050	Bodypoint - Padded Calf Strap		K0038	\$ 105
Miller's Dynamic Footrest Mounts Not compatible with Easy-Out Front Rigging.					
<input type="checkbox"/>	1927060	For Plug In Front Rigging			\$ 190
<input type="checkbox"/>	1927065	For Swing Away 70° Front Rigging	Not available on 13" STF Height.		\$ 380

Extension Tubes

Regular Extension Tubes					
<input type="checkbox"/>	1928010	Short	13"-17" for Easy-Out SA Angle Adjustable 10"-13.5" for Easy Out SA ELR 13"-17" for Standard Front Rigging		
<input type="checkbox"/>	1928020	Long	16"-22.5" for Easy-Out SA Angle Adjustable 12.5"-19.5" for Easy-Out SA ELR 15"-19" for Standard Front Rigging		\$ 75
Extra Strength Extension Tubes (Solid) Available on Plug In Front Rigging only. Not compatible with Easy-Out Front Rigging.					
<input type="checkbox"/>	1928110	Standard (13"-17")	<input type="checkbox"/>	1928120	Long (15"-19")

Positioning Straps

Bodypoint - Hip Belts					
<input type="checkbox"/>	1929010	Center-Pull Auto Style		E0978	\$ 105
<input type="checkbox"/>	1929015	Center-Pull Auto Style, Padded		E0978	\$ 155
<input type="checkbox"/>	1929020	4-Point, Padded		E0978	\$ 175
<input type="checkbox"/>	1929030	Bodypoint - Chest Strap		E0960	\$ 85



Miscellaneous Options

<input type="checkbox"/>	1930080	Gel Hip Guides		E0956 & E1028	\$	325
<input type="checkbox"/>	1930110	IV Pole	Not compatible with HD Anti Tipper, Attendant Wheel Locks.	E1029	\$	295
<input type="checkbox"/>	1930120	O2 Holder	Not compatible with HD Anti Tipper, Attendant Wheel Locks.	E2208	\$	395
<input type="checkbox"/>	1930170	Adhesive Back Hook Strip, 2" x 30"	For Cushion mounting.		\$	10

Order Notes

HCPCS codes provided are based on code verification by PDAC or PDG's interpretation of existing code definitions.
Use of HCPCS codes does not ensure coverage or payment. For coverage information, verify the appropriate payer's coverage policy.

Please send your completed order form by email to info@pdgmobility.com or by fax to 877 323 9093.



Scan this code or go to pdgmobility.com/products/stellar-GL/ to learn more about the **Stellar GL 45° Manual Tilt Wheelchair**

