

Customer and Order Information

Purchase Order *	Tag	v.072318
Dealer/Provider Name *		
Purchaser Name and Contact Information *		
Billing Address *		
Shipping Address *		*required

Frame Type

<input checked="" type="checkbox"/> 2301000	Stellar IMPACT 45° Manual Tilt Wheelchair Extended delivery lead times may apply.	E1161	\$ 3,195
<input type="checkbox"/> 2301201	Fatigue-resistant Reinforced Steel Frame Package Ultra-durable steel reinforcement of frame and other critical components.		\$ 1,395

Frame Options

<input checked="" type="checkbox"/> 2302000	Standard Base and Seat Frame 250 lbs Weight Capacity.		
<input type="checkbox"/> 2302200	Extended Base with Rear Floor Jacks Lifts Rear Wheels off ground for increased stability. Limited ground clearance. Not compatible with Attendant Wheel Locks, HD Anti-Tipper, IV Pole, O2 Holder.	K0108	\$ 600
<input type="checkbox"/> 2302300	Transit Tie Down System (TTDS) TTDS includes 4 factory-installed transport brackets. See Owners Manual for complete details. Not compatible with Attendant Wheel Locks, Extended Base.		\$ 250

Seat Width Overall chair width is +9.5" for 12/16" RW and +10.5" for 20/22/24" RW

Standard Seat Widths			
<input type="checkbox"/> 2303014	14" Seat Width	<input type="checkbox"/> 2303015	15" Seat Width
<input type="checkbox"/> 2303017	17" Seat Width	<input type="checkbox"/> 2303018	18" Seat Width
<input type="checkbox"/> 2303020	20" Seat Width	<input type="checkbox"/> 2303021	21" Seat Width
<input type="checkbox"/> 2303016	16" Seat Width	<input type="checkbox"/> 2303019	19" Seat Width
<input type="checkbox"/> 2303022	22" Seat Width		
		E2201	\$ 325

Seat Depth

Standard Seat Depths (Adjustable)			
<input type="checkbox"/> 2304017	17" Seat Depth	<input type="checkbox"/> 2304018	18" Seat Depth
<input type="checkbox"/> 2304020	20" Seat Depth	<input type="checkbox"/> 2304019	19" Seat Depth
		E2203	\$ 475
Custom Seat Depths			
<input type="checkbox"/> 2304021	21" Seat Depth		E2203 \$ 475
<input type="checkbox"/> 2304022	22" Seat Depth		E2204 \$ 750

Frame Color

PDG Premium Colors			
<input type="checkbox"/> 2305000	Tracer Red	<input type="checkbox"/> 2305001	Gloss Black
<input type="checkbox"/> 2305003	Black Shimmer	<input type="checkbox"/> 2305004	Orange Fusion
<input type="checkbox"/> 2305006	Blue Shimmer	<input type="checkbox"/> 2305007	Gloss White
<input type="checkbox"/> 2305009	Geyser Green	<input type="checkbox"/> 2305010	Lollypop Blue
<input type="checkbox"/> 2305012	Bubble Gum Pink	<input type="checkbox"/> 2305013	Berry Purple
<input type="checkbox"/> 2305002	Silver	<input type="checkbox"/> 2305005	Karl's Imagination
<input type="checkbox"/> 2305008	Dark Titanium	<input type="checkbox"/> 2305011	Lollypop Red
<input type="checkbox"/> 2305014	Safety Yellow		
<input type="checkbox"/> 2305200	Custom Color Contact PDG for specifications.		\$ 300

Arm Type





<input type="checkbox"/> 2306000	No Armrest		
<input type="checkbox"/> 2306100	Single Post Fixed Height (12") Full Length Armpad only.		
	Single Post Adjustable Height	E0973	\$ 255
<input type="checkbox"/> 2306111	8"-11"	<input type="checkbox"/> 2306114	10"-14"

See next page for more Arm Type options >

<input type="checkbox"/>	2306200	Dual Post Fixed Height (12")	Full Length Armpad only.					
		Dual Post Adjustable Height			E0973	\$ 255		
<input type="checkbox"/>	2306211	8"-11"	<input type="checkbox"/>	2306214	10"-14"	<input type="checkbox"/>	2306216	12"-16"
		Locking Flip-up	Not recommended for users with excessive strength or tone. Not compatible with Fold Down Back, Clothing Guards, Back Upholstery.		E0973	\$ 255		
<input type="checkbox"/>	2306310	Set at 10"	<input type="checkbox"/>	2306311	Set at 11"	<input type="checkbox"/>	2306312	Set at 12"
<input type="checkbox"/>	2306313	Set at 13"	<input type="checkbox"/>	2306314	Set at 14"			

Armrests							
Regular Armpads							
<input type="checkbox"/>	2307100	Desk Length - 2" x 10"	<input type="checkbox"/>	2307101	Full Length - 2" x 14"		
<input type="checkbox"/>	2307102	Full Length Premium Grade - 2" x 14"					\$ 35
Wide Armpads May interfere with wheels in some tilt configurations.							
<input type="checkbox"/>	2307110	Desk Length - 3" x 10"	<input type="checkbox"/>	2307111	Full Length - 3" x 12"		\$ 115
Gel Armpads May interfere with wheels in some tilt configurations.							
<input type="checkbox"/>	2307120	Full Length - 2" x 12"	<input type="checkbox"/>	2307121	Full Length - 3.5" x 12"		\$ 125
Contour Arm Trough with Hand Pad May interfere with wheels in some tilt configurations.							
<input type="checkbox"/>	2307130	Right (4.5" x 18")	<input type="checkbox"/>	2307131	Left (4.5" x 18")	E2209	\$ 125
<input type="checkbox"/>	2307220	Armrest Wideners for Dual Post Armrests	Limits tilt. Not compatible with 20", 22" or 24" Rear Wheels, Clothing Guards.				\$ 375
Clothing Guards Not compatible with Flip-up Armrests, Armrest Wideners.							
<input type="checkbox"/>	2307310	For Single Post Armrests	Available for 10"-14" Height range only.			K0108	\$ 110
<input type="checkbox"/>	2307320	For Dual Post Armrests				K0108	\$ 165
Armrest Extensions Not compatible with Flip-up or Single Post Armrests.							
<input type="checkbox"/>	2307400	3" Extension - Forward	<input type="checkbox"/>	2307401	3" Extension - Rearward		\$ 60

Seat Pan							
<input type="checkbox"/>	2308000	No Seat Pan					
<input type="checkbox"/>	2308001	Solid Aluminum Seat Pan				E2231	\$ 120

Cushion							
<input type="checkbox"/>	2309000	No Cushion					
nxt BioFit							
<input type="checkbox"/>	2309101	14"-20" width, 16"-20" depth				E2607	\$ 595
<input type="checkbox"/>	2309102	22" width, 16"-20" depth				E2608	\$ 625
Matrx VI							
<input type="checkbox"/>	2309111	14"-20" width, 16"-22" depth				E2607	\$ 550
<input type="checkbox"/>	2309112	22" width, 18"-22" depth				E2608	\$ 600
<input type="checkbox"/>	2309115	HD - 18"-22" width, 18"-22" depth				E2608	\$ 1,150
ROHO Quadro Select High Profile							
<input type="checkbox"/>	2309121	14"-20" width, 16"-22" depth				E2624	\$ 650
<input type="checkbox"/>	2309122	22" width, 16"-22" depth				E2625	\$ 750
ROHO High Profile							
<input type="checkbox"/>	2309125	14"-20" width, 16"-22" depth				E2622	\$ 650
<input type="checkbox"/>	2309126	22" width, 16"-22" depth				E2623	\$ 750
Varilite Reflex							
<input type="checkbox"/>	2309131	14"-20" width, 16"-20" depth				E2603	\$ 375
Cushion Size							
	2309400	Specify Size (Width" x Depth")	_____				

Seat Height

Select desired Seat-to-Floor Height

STF Height is adjustable within the range of the selected Rear Wheel size.

RW	6" Casters							
12"	14"	15"	16"	17"	18"	19"		
16"			16"	17"	18"	19"	20"	21"
20"	14"	15"	16"	17"	18"	19"		
22"		15"	16"	17"	18"	19"	20"	
24"			16"	17"	18"	19"	20"	21"

RW	8" Casters							
16"			16"	17"	18"	19"	20"	21"
24"			16"	17"	18"	19"	20"	21"

Wheel size _____

Caster size _____

STF height _____

Casters

Urethane 8" Casters are compatible only with 16" and 24" Rear Wheels.

- 2311061 6" x 1.25" Caster size
- 2311063 6" x 1.50" Caster size \$ 85
- 2311081 8" x 1.25" Caster size
- 2311084 8" x 2.00" Caster size \$ 135

Pneumatic 8" Casters are compatible only with 16" and 24" Rear Wheels.

- 2311161 6" x 1.25" Caster size *E2214 & E2215* \$ 110
- 2311181 8" x 1.25" Caster size *E2214 & E2215* \$ 120
- 2311184 8" x 2.00" Caster size *E2214 & E2215* \$ 150
- 2311260 **6" Soft Roll** \$ 95
- 2311400 **Ultra Sport Fork** Not compatible with 12", 20", or 22" Rear Wheels. Requires 6" Soft Roll Caster. *E1015* \$ 395

Rear Wheels

Composite

- 2312012 12" Wheel size
- 2312016 16" Wheel size
- 2312020 20" Wheel size
- 2312022 22" Wheel size
- 2312024 24" Wheel size

Spoke

- 2312120 20" Wheel size
- 2312122 22" Wheel size
- 2312124 24" Wheel size
- 2312224 **24" Heavy Duty Spoke** \$ 350

Axle Type

- 2313000 **Quick Release Rear Axles**
- 2313010 **Fixed Rear Axles**

Rear Tires

- 2314000 **Urethane**
- 2314010 **Pneumatic** Pneumatic Tires may result in a finished Seat Height 1/2" greater than stated. *E2211 & E2212* \$ 60
- 2314020 **Pneumatic with Flat-Free Inserts** *E2211 & E2213* \$ 95
Pneumatic Tires may result in a finished Seat Height 1/2" greater than stated. Not compatible with Spoke Wheels.

Hand Rims

- 2315000 **No Hand Rims**
- 2315010 **Standard** 20", 22", and 24" Rear Wheels only.
- 2315020 **Plastic Coated** 20", 22", and 24" Rear Wheels only. \$ 135




Wheel Locks			
<input type="checkbox"/>	2316010	Push to Lock	
<input type="checkbox"/>	2316020	Pull to Lock	
<input type="checkbox"/>	2316030	Attendant Wheel Lock (Push to Lock)	\$ 85
Not compatible with TTDS or Width greater than 23" on chairs with Upgraded or Heavy Duty Base and Seat Frame.			
<input type="checkbox"/>	2316040	User & Attendant Wheel Lock Available only on 20", 22", or 24" Rear Wheels.	\$ 125
<input type="checkbox"/>	2316100	Wheel Lock Extensions Not compatible with Attendant Wheel Lock.	E0961 \$ 60
<input type="checkbox"/>	2316200	Hill Holders Requires Pneumatic Rear Tires with Flat-Free Inserts.	E0974 \$ 350

Anti-Tippers			
<input checked="" type="checkbox"/>	2317010	Rear Anti-Tippers Required Safety Option.	E0971 \$ 60
<input type="checkbox"/>	2317020	Front Anti-Tippers	E0971 \$ 300
<input type="checkbox"/>	2317030	Heavy Duty Rear Anti-Tipper	E0971 \$ 600
Provides additional rearward stability for users with excessive movement. Not compatible with Attendant Wheel Locks, Rear Floor Jacks, IV Pole, O2 Holder.			

Back Post Style			
<input type="checkbox"/>	2318010	Push Bar Back	
<input type="checkbox"/>	2318020	Cane Handle Back Seat Widths of 14"-22" only. Not compatible with Headrest Mounting Plate.	
Back Post Height Seat Pan to Handle			
<input type="checkbox"/>	2318425	25" Height	<input type="checkbox"/>
			2318431 31" Height

Back Options			
		Angle/Height Adjustable Push Bar Handle Not compatible with Headrest Mounting Plate or Cane Handle Back.	\$ 150
<input type="checkbox"/>	2319010	Button on Outside	<input type="checkbox"/>
			2319011 Button on Inside
Seat to Back Angle			
<input type="checkbox"/>	2319090	Set at 90°	<input type="checkbox"/>
			2319098 Set at 98°
			<input type="checkbox"/>
			2319106 Set at 106°
<input type="checkbox"/>	2319114	Set at 114°	<input type="checkbox"/>
			2319122 Set at 122°
<input type="checkbox"/>	2319210	10" Backrest Extension Not compatible with Angle/Height Adjustable Push Bar Handle.	E0966 \$ 135
<input type="checkbox"/>	2319220	Fold Down Back Not compatible with Reclining Back.	
<input checked="" type="checkbox"/>	2319230	Spring Back Suspension Not compatible with Reclining Back.	
<input type="checkbox"/>	2319240	Dynamic Rocker Back Assembly	K0108 \$ 2,995
Not compatible with Fold Down Back, Spring Back Suspension, 30° Recline, Cane Handle. Upholstery must be Adjustable Tension. Finished Back Post Height 3" taller than selected Back Post Height.			

Back Upholstery			
<input type="checkbox"/>	2320000	No Back Upholstery	
		Standard Back height measured from Seat Pan to top of Upholstery.	E2611 / E2612 \$ 155
<input type="checkbox"/>	2320021	Set at 21"	<input type="checkbox"/>
			2320022 Set at 22" Not available with 25" Back.
		Short 25" Back only. Back height measured from Seat Pan to top of Upholstery.	E2611 / E2612 \$ 155
<input type="checkbox"/>	2320118	Set at 18"	<input type="checkbox"/>
			2320119 Set at 19"
			<input type="checkbox"/>
			2320120 Set at 20"
		Tall 31" Back only. Back height measured from Seat Pan to top of Upholstery.	E2611 / E2612 \$ 155
<input type="checkbox"/>	2320224	Set at 24"	<input type="checkbox"/>
			2320225 Set at 25"
			<input type="checkbox"/>
			2320226 Set at 26"
		Adjustable Tension Back height measured from Seat Pan to top of Upholstery.	E2611 / E2612 \$ 295
<input type="checkbox"/>	2320321	Set at 21"	<input type="checkbox"/>
			2320322 Set at 22"
			<input type="checkbox"/>
			2320323 Set at 23"

Backrest			
<input type="checkbox"/>	2321000	No Backrest	
nxt Xtend			
<input type="checkbox"/>	2321100	16"-20" width, 16"-20" height	E2620 \$ 690
<input type="checkbox"/>	2321105	22" width, 16"-20" height	E2621 \$ 720
nxt Xtend Deep 			
<input type="checkbox"/>	2321101	16"-20" width, 16"-20" height	E2620 \$ 690
<input type="checkbox"/>	2321106	22" width, 16"-20" height	E2621 \$ 720
Matrx Elite			
<input type="checkbox"/>	2321110	14"-20" width, 10"-20" height	E2620 \$ 825
<input type="checkbox"/>	2321112	HD - 22" width, 16"-20" height	E2621 \$ 1,095
<input type="checkbox"/>	2321116	Deep - 14"-20" width, 12"-20" height	E2620 \$ 950
ROHO Agility 			
<input type="checkbox"/>	2321120	Min Contour 14"-20" width, 10"-18" height	E2620 \$ 825
<input type="checkbox"/>	2321122	Mid Contour 14"-20" width, 10"-18" height	E2620 \$ 850
<input type="checkbox"/>	2321124	Max Contour 14"-20" width, 10"-18" height	E2620 \$ 950
Varilite Icon 			
<input type="checkbox"/>	2321130	Tall - 14"-20" width, 14"-24" height	E2615 \$ 850
<input type="checkbox"/>	2321132	Deep - 14"-20" width, 17"-24" height	E2620 \$ 895
Backrest Size			
	2321400	Specify Size (Width" x Height")	_____

Tilt/Recline Options			
Attendant Tilt only			
<input type="checkbox"/>	2323011	Trigger on Right Back Post	<input type="checkbox"/> 2323012 Trigger on Left Back Post
User Tilt only Not available on widths greater than 22". Full Length Arm Pads only.			\$ 100
<input type="checkbox"/>	2323021	Trigger on Right Armrest	<input type="checkbox"/> 2323022 Trigger on Left Armrest
Attendant & User Tilt Not available on widths greater than 22". Full Length Arm Pads only.			\$ 195
<input type="checkbox"/>	2323031	Trigger on Right Back Post	<input type="checkbox"/> 2323032 Trigger on Left Back Post
<input type="checkbox"/>	2323041	Trigger on Right Armrest	<input type="checkbox"/> 2323042 Trigger on Left Armrest
<input type="checkbox"/>	2323110	Trigger Extension	\$ 50
Tilt Limit			
<input type="checkbox"/>	2323220	Set at 20°	<input type="checkbox"/> 2323225 Set at 25° <input type="checkbox"/> 2323230 Set at 30°
<input type="checkbox"/>	2323235	Set at 35°	<input type="checkbox"/> 2323240 Set at 40° <input type="checkbox"/> 2323245 Set at 45°
<input type="checkbox"/>	2323410	Reclining Backrest (Manual)	E1225 \$ 875
30° maximum recline. Not compatible with Backrest Extension, Cane Handle Back, Spring Back Suspension, Fold Down Back, Tension Adjustable Upholstery.			

Headrest			
<input type="checkbox"/>	2324000	No Headrest	
<input type="checkbox"/>	2324010	Headrest Mounting Plate	\$ 75
Not compatible with Backrest Extension, Angle/Height Adjustable Push Bar, Cane Handle Back. Not required if mounting to a solid Back.			
<input type="checkbox"/>	2324100	nxt MultiFit Head Support Hardware	E1028 \$ 235
nxt MultiFit Head Support Pad 			
<input type="checkbox"/>	2324105	Regular (9" x 5")	<input type="checkbox"/> 2324106 Large (10" x 5") <input type="checkbox"/> 2324107 X-Large (14" x 5")
Stealth Headrest Hardware			
<input type="checkbox"/>	2324110	Multi-Axis HMO475	E1028 \$ 150
<input type="checkbox"/>	2324111	Link TWB480	E1028 \$ 325
Stealth Headrest Pad 			
<input type="checkbox"/>	2324115	10" width	<input type="checkbox"/> 2324116 14" width

Front Rigging

<input type="checkbox"/>	2325000	No Front Rigging	<input type="checkbox"/>	2325001	Sector Blocks only		
PDG Easy-Out™ Front Rigging Effortless insertion and removal. No Hanger Bracket remains on frame.							
<input type="checkbox"/>	2325410	Fixed 70°					\$ 95
<input type="checkbox"/>	2325420	Swing In/Away Universal Angle Adjustable (0°-110°)	Set at (use increments of 10°): _____				\$ 195
<input type="checkbox"/>	2325430	Swing In/Away Elevating Legrests	High knee pivot. Includes reinforced premium Calf Pad mount.			E0990	\$ 495
Standard Front Rigging Legacy Design. Not compatible with Easy-Out™.							
<input type="checkbox"/>	2325110	Plug In 70°					
<input type="checkbox"/>	2325130	Swing Away 60°	<input type="checkbox"/>	2325140	Swing Away 70°		
<input type="checkbox"/>	2325200	Swing Away Elevating Legrests				E0990	\$ 375
<input type="checkbox"/>	2325300	1" Offset Hangers for Swing Away					\$ 75

Foot Plates

<input type="checkbox"/>	2326010	Composite					
<input type="checkbox"/>	2326020	Aluminum Angle Adjustable				K0040	\$ 155
<input type="checkbox"/>	2326030	One Piece Fixed	Available on Plug In Front Rigging only. Requires selection of Composite or Aluminum Angle Adjustable.				\$ 350
<input type="checkbox"/>	2326040	One Piece Flip-up	Requires selection of Composite or Aluminum Angle Adjustable.				\$ 395
<input type="checkbox"/>	2326050	Interlocking Angle Adjustable	Seat Widths of 14"-21" only.			K0040	\$ 195

Footrest/Legrest Accessories

<input type="checkbox"/>	2327010	Swing Away 60° & 70° Calf Pad	Not compatible with 60° & 70° Gel Padding.				\$ 135
<input type="checkbox"/>	2327020	Swing Away 60° & 70° Gel Padding	Not compatible with 60° & 70° Swing Away Calf Pad, Easy-Out Front Rigging.				\$ 100
<input type="checkbox"/>	2327030	Swing Away ELR Gel Knee Pad					\$ 100
<input type="checkbox"/>	2327040	Adjustable Length Heel Loops				E0951	\$ 50
<input type="checkbox"/>	2327050	Bodypoint - Padded Calf Strap	Sizes greater than 22" are not padded.			K0038	\$ 105
Miller's Dynamic Footrest Mounts Not compatible with Easy-Out Front Rigging.							
<input type="checkbox"/>	2327060	For Plug In Front Rigging					\$ 190
<input type="checkbox"/>	2327065	For Swing Away 70° Front Rigging	Not available on 13" STF Height.				\$ 380

Extension Tubes

Regular Extension Tubes							
<input type="checkbox"/>	2328010	Short	14"-18" for Easy-Out SA Angle Adjustable	11"-15" for Easy Out SA ELR	13"-17" for Standard Front Rigging		
<input type="checkbox"/>	2328020	Long	18"-24" for Easy-Out SA Angle Adjustable	15"-21" for Easy-Out SA ELR	15"-19" for Standard Front Rigging		\$ 75
Extra Strength Extension Tubes (Solid) Available on Plug In Front Rigging only. Not compatible with Easy-Out Front Rigging.							
<input type="checkbox"/>	2328110	Standard (13"-17")	<input type="checkbox"/>	2328120	Long (15"-19")		\$ 100

Positioning Straps

Bodypoint - Hip Belts							
<input type="checkbox"/>	2329010	Center-Pull Auto Style				E0978	\$ 105
<input type="checkbox"/>	2329015	Center-Pull Auto Style, Padded				E0978	\$ 155
<input type="checkbox"/>	2329020	4-Point, Padded				E0978	\$ 175
<input type="checkbox"/>	2329030	Bodypoint - Chest Strap				E0960	\$ 85



Miscellaneous Options

<input type="checkbox"/>	2330410	Strut Extension Damper	Optional Damper for superior energy dissipation.		\$	255
<input type="checkbox"/>	2330050	Protective Lower Padding			\$	425
<input type="checkbox"/>	2330080	Gel Hip Guides	Reduces available Seat Width by 2".	<i>E0956 & E1028</i>	\$	325
<input type="checkbox"/>	2330110	IV Pole	Not compatible with HD Anti Tipper, Rear Floor Jacks, Attendant Wheel Locks.	<i>E1029</i>	\$	295
<input type="checkbox"/>	2330120	O2 Holder	Not compatible with HD Anti Tipper, Rear Floor Jacks, Attendant Wheel Locks.	<i>E2208</i>	\$	395
<input type="checkbox"/>	2330170	Adhesive Back Hook Strip, 2" x 30"	For Cushion mounting.		\$	10

Order Notes

HCPCS codes provided are based on code verification by PDAC or PDG's interpretation of existing code definitions.
Use of HCPCS codes does not ensure coverage or payment. For coverage information, verify the appropriate payer's coverage policy.

Please send your completed order form by email to info@pdgmobility.com or by fax to 877 323 9093.



Scan this code or go to pdgmobility.com/products/stellar-impact/ to learn more about the **Stellar IMPACT 45° Manual Tilt Wheelchair**

