



### Customer and Order Information

Purchase Order *	Tag	v.0101
Dealer/Provider Name *		
Purchaser Name and Contact Information *		
Shipping Address *		
User Information (if available)	Weight _____ lbs	Height _____ ft/in
		*required

### Base Chair

<input checked="" type="checkbox"/> 1701000	<b>Fuze JR 50° Pediatric Manual Tilt Wheelchair</b>	\$ 3,850
	Now available with the <i>Stealth Diego Pediatric Seating System</i> . See last page for details.	

### Frame Type & Weight Capacity

<input checked="" type="checkbox"/> 1702025	<b>Adjustable/Growing Width Frame</b>	250 lbs Weight Capacity.
---	---------------------------------------	--------------------------

### Frame Options

<input type="checkbox"/> 1702300	<b>Transit Tie Down System (TTDS)</b>
TTDS includes 4 factory-installed transport brackets. TTDS has been tested according to ANSI/RESNA WC 19. See Owners Manual for complete details.	

### Seat Width

Overall chair width is +7.5" for 12/16" RW and +8.5" for 20/22/24" RW

Adjustable Seat Widths		
<input type="checkbox"/> 1703112	12"-15" Range - Set at 12"	<input type="checkbox"/> 1703113
<input type="checkbox"/> 1703115	12"-15" Range - Set at 15"	<input type="checkbox"/> 1703114
<input type="checkbox"/> 1703215	15"-18" Range - Set at 15"	<input type="checkbox"/> 1703216
<input type="checkbox"/> 1703218	15"-18" Range - Set at 18"	<input type="checkbox"/> 1703217


### Seat Depth

Standard Seat Depths (Adjustable)		
<input type="checkbox"/> 1704013	13" Seat Depth	<input type="checkbox"/> 1704014
<input type="checkbox"/> 1704016	16" Seat Depth	<input type="checkbox"/> 1704015
<input type="checkbox"/> 1704017	17" Seat Depth	<input type="checkbox"/> 1704018

### Frame Color

PDG Premium Colors		
<input type="checkbox"/> 1705000	Tracer Red	<input type="checkbox"/> 1705001
<input type="checkbox"/> 1705003	Fine Texture Black	<input type="checkbox"/> 1705002
<input type="checkbox"/> 1705006	Blue Shimmer	<input type="checkbox"/> 1705004
<input type="checkbox"/> 1705009	Geyser Green	<input type="checkbox"/> 1705007
<input type="checkbox"/> 1705012	Bubble Gum Pink	<input type="checkbox"/> 1705010
<input type="checkbox"/> 1705013	Berry Purple	<input type="checkbox"/> 1705008
<input type="checkbox"/> 1705002	Silver	<input type="checkbox"/> 1705011
<input type="checkbox"/> 1705005	Karl's Imagination	<input type="checkbox"/> 1705014
<input type="checkbox"/> 1705008	Dark Titanium	<input type="checkbox"/> 1705012
<input type="checkbox"/> 1705011	Lollypop Red	
<input type="checkbox"/> 1705014	Daffodil Yellow	
<input type="checkbox"/> 1705200	<b>Custom Color</b> Contact PDG for specifications.	\$ 300

### Armrests

<input type="checkbox"/> 1706000	<b>No Armrests</b>
<input type="checkbox"/> 1706111	<b>Single Post Height Adjustable Armrests (8"-11")</b>
	<b>Armrest Height</b> If provided, Armrests will be set to this height by PDG. If left blank, the default setting will be used.
Seat Pan to top of Armrest: _____	Does not include height of Armpad

See next page for more options >

**Locking Flip-up Armrests** Not recommended for users with excessive strength or tone.

\$ 295

Not compatible with Fold Down Back, Clothing Guards, Back Upholstery. Available with Full Length and Desk Length Armpads.

- |   |   |
|---|---|
| <input type="checkbox"/> 1706308 Set at 8"  | <input type="checkbox"/> 1706309 Set at 9"  |
| <input type="checkbox"/> 1706310 Set at 10" | <input type="checkbox"/> 1706311 Set at 11" |

## Armpads

**Regular Armpads**

- |   |   |
|---|---|
| <input type="checkbox"/> 1707100 Desk Length - 2" x 10" | <input type="checkbox"/> 1707101 Full Length - 2" x 14" |
|---|---|

**Waterfall Armpads**

\$ 115

- |   |   |
|---|---|
| <input type="checkbox"/> 1707105 Desk Length - 2" x 10" | <input type="checkbox"/> 1707106 Full Length - 2" x 14" |
|---|---|

**Wide Armpads** May interfere with wheels in some tilt configurations.

\$ 200

- |   |   |
|---|---|
| <input type="checkbox"/> 1707110 Desk Length - 3" x 10" | <input type="checkbox"/> 1707111 Full Length - 3" x 12" |
|---|---|

**Gel Armpads** May interfere with wheels in some tilt configurations.

\$ 135

- |   |   |
|---|---|
| <input type="checkbox"/> 1707120 Full Length - 2" x 12" | <input type="checkbox"/> 1707121 Full Length - 3.5" x 12" |
|---|---|

## Armrest Options

- |   |
|---|
| <input type="checkbox"/> 1707210 <b>Armrest Wideners</b> Move Armrests outward by 1" on each side. Do not increase seat size. |
|---|

\$ 195

## Seat Pan

- |   |
|---|
| <input type="checkbox"/> 1708000 <b>No Seat Pan</b> |
|---|

- |   |
|---|
| <input type="checkbox"/> 1708001 <b>Solid Aluminum Seat Pan</b> |
|---|

\$ 135

## Seat Height

- Don't forget** **Select desired Seat-to-Floor Height** STF Height is adjustable.

		5" Casters							
RW		13"	14"	15"	16"	17"	18"	19"	20"
12"	<input type="checkbox"/>	<input type="checkbox"/>							
16"		<input type="checkbox"/>	<input type="checkbox"/>	<input type="checkbox"/>					
20"					<input type="checkbox"/>	<input type="checkbox"/>			
22"						<input type="checkbox"/>			
24"									

		6" Casters & 8" Forks							
RW		13"	14"	15"	16"	17"	18"	19"	20"
12"							<input type="checkbox"/>	<input type="checkbox"/>	
16"				<input type="checkbox"/>	<input type="checkbox"/>				
20"					<input type="checkbox"/>	<input type="checkbox"/>	<input type="checkbox"/>		
22"						<input type="checkbox"/>	<input type="checkbox"/>	<input type="checkbox"/>	
24"							<input type="checkbox"/>	<input type="checkbox"/>	

		6" Casters & 6" Forks							
RW		13"	14"	15"	16"	17"	18"	19"	20"
12"			<input type="checkbox"/>				<input type="checkbox"/>		
16"			<input type="checkbox"/>	<input type="checkbox"/>	<input type="checkbox"/>				
20"					<input type="checkbox"/>	<input type="checkbox"/>	<input type="checkbox"/>		
22"						<input type="checkbox"/>	<input type="checkbox"/>		
24"							<input type="checkbox"/>		

		8" Casters & 8" Forks							
RW		13"	14"	15"	16"	17"	18"	19"	20"
12"							<input type="checkbox"/>	<input type="checkbox"/>	<input type="checkbox"/>
16"					<input type="checkbox"/>				<input type="checkbox"/>
20"					<input type="checkbox"/>	<input type="checkbox"/>	<input type="checkbox"/>		
22"						<input type="checkbox"/>	<input type="checkbox"/>	<input type="checkbox"/>	
24"							<input type="checkbox"/>	<input type="checkbox"/>	<input type="checkbox"/>

## Casters

**Urethane Casters**

- |   |   |   |
|---|---|---|
| <input type="checkbox"/> 1711051 5" x 1.25" Caster size | <input type="checkbox"/> 1711061 6" x 1.25" Caster size | <input type="checkbox"/> 1711081 8" x 1.25" Caster size |
| <input type="checkbox"/> 1711063 6" x 1.50" Caster size |   |   |
| <input type="checkbox"/> 1711084 8" x 2.00" Caster size |   |   |

\$ 85

\$ 135

**Pneumatic Casters**

- |   |        |
|---|--------|
| <input type="checkbox"/> 1711161 6" x 1.25" Caster size | \$ 110 |
| <input type="checkbox"/> 1711181 8" x 1.25" Caster size | \$ 120 |
| <input type="checkbox"/> 1711184 8" x 2.00" Caster size | \$ 150 |

### Rear Wheels

#### Composite Wheels

- |   |   |   |
|---|---|---|
| <input type="checkbox"/> 1712012 12" Wheel size | <input type="checkbox"/> 1712016 16" Wheel size | <input type="checkbox"/> 1712020 20" Wheel size |
| <input type="checkbox"/> 1712022 22" Wheel size | <input type="checkbox"/> 1712024 24" Wheel size |   |

#### Spoke Wheels

- |   |   |   |
|---|---|---|
| <input type="checkbox"/> 1712120 20" Wheel size | <input type="checkbox"/> 1712122 22" Wheel size | <input type="checkbox"/> 1712124 24" Wheel size |
|---|---|---|

\$ 75



#### Rear Wheel Position

Indicate Rear Wheel positioning preference. If left blank, the default setting will be used.  
In the interest of maintaining chair stability and avoiding interference with other chair functions, PDG may not be able to accommodate stated preference.

- |   |                                      |  |
|---|--------------------------------------|--|
| <input type="checkbox"/> 1712401 Rear More stable | <input type="checkbox"/> 1712402 Mid | <input type="checkbox"/> 1712403 Front Less stable |
|---|--------------------------------------|--|

### Axle Type

- |   |
|---|
| <input type="checkbox"/> 1713000 Quick Release Rear Axles |
| <input type="checkbox"/> 1713010 Fixed Rear Axles         |

### Rear Tires

- |   |   |       |
|---|---|-------|
| <input type="checkbox"/> 1714000 Urethane Tires                         |   |       |
| <input type="checkbox"/> 1714010 Pneumatic Tires                        | May result in a finished Seat Height 1/2" greater than stated.                                  | \$ 60 |
| <input type="checkbox"/> 1714020 Pneumatic Tires with Flat-Free Inserts | May result in a finished Seat Height 1/2" greater than stated. Not available with Spoke Wheels. | \$ 95 |

### Handrims

Handrims are available only with 20", 22", and 24" Rear Wheels.

- |   |  |        |
|---|--|--------|
| <input type="checkbox"/> 1715000 No Handrims                |  |        |
| <input type="checkbox"/> 1715010 Standard Aluminum Handrims |  |        |
| <input type="checkbox"/> 1715020 Plastic Coated Handrims    |  | \$ 150 |

### Wheel Locks

#### User Wheel Locks

- |   |  |        |
|---|--|--------|
| <input type="checkbox"/> 1716010 Push to Lock                         | <input type="checkbox"/> 1716020 Pull to Lock  |        |
| <input type="checkbox"/> 1716030 Attendant Wheel Locks (Push to Lock) | Not compatible with Wheel Lock Extensions.   | \$ 85  |
| <input type="checkbox"/> 1716005 Foot Operated Wheel Lock             | Rear-mounted unilateral single-activation lock. Compatible only with 19" and 20" STF Height. | \$ 595 |

### Wheel Lock Options

- |  |   |       |
|--|---|-------|
| <input type="checkbox"/> 1716100 Wheel Lock Extensions | Not compatible with Attendant Wheel Lock. | \$ 60 |
|--|---|-------|

### Anti-Tippers

- |   |                         |       |
|---|-------------------------|-------|
| <input checked="" type="checkbox"/> 1717010 Rear Anti-Tippers | Required Safety Option. | \$ 75 |
|---|-------------------------|-------|

### Back Posts

#### Back Post Style

- |  |   |  |
|--|---|--|
| <input type="checkbox"/> 1718100 Push Bar Back | <input type="checkbox"/> 1718105 Cane Handle Back | Not compatible with Headrest Mounting Plate. |
|--|---|--|

#### Back Post Type

- |   |  |
|---|--|
| <input type="checkbox"/> 1718200 Straight | <input type="checkbox"/> 1718205 8° Bend |
|---|--|

#### Back Post Height

Measured from the Seat Pan to the Handle.

- |  |   |
|--|---|
| <input type="checkbox"/> 1718420 Short (17") | <input type="checkbox"/> 1718425 Tall (23") |
|--|---|

#### Seat to Back Angle

- |  |  |  |
|--|--|--|
| <input type="checkbox"/> 1719090 Set at 90°  | <input type="checkbox"/> 1719096 Set at 96°  | <input type="checkbox"/> 1719102 Set at 102° |
| <input type="checkbox"/> 1719108 Set at 108° | <input type="checkbox"/> 1719114 Set at 114° | <input type="checkbox"/> 1719120 Set at 120° |

### Back Options

<input type="checkbox"/> 1719010 <b>Angle/Height Adjustable Push Bar Handle</b> Not compatible with Headrest Mounting Plate or Cane Handle Back.		\$ 150
<input type="checkbox"/> 1719010 Button on Outside	<input type="checkbox"/> 1719011 Button on Inside	
<input type="checkbox"/> 1719050 <b>Removable Cane Handle Push Bar</b> Not compatible with Push Bar Back.		\$ 140
<input type="checkbox"/> 1719212 <b>Headrest Mounting Plate</b> Not compatible with Angle/Height Adjustable Push Bar, Cane Handle Back. Not required if mounting to a solid Back or the Diego Seating System.		\$ 95
<input type="checkbox"/> 1719220 <b>Fold Down Back</b>	<input type="checkbox"/> 1719221 <b>Non-Folding Back</b>	

### Tilt Activation

<b>Attendant Tilt only</b> Select trigger mounting location below.		
<input type="checkbox"/> 1723011 Right Back Post	<input type="checkbox"/> 1723012 Left Back Post	
<b>Tilt Limit</b> Optional. If no tilt limit is selected, the full tilt range will be available.		
<input type="checkbox"/> 1723220 Set at 20°	<input type="checkbox"/> 1723230 Set at 30°	<input type="checkbox"/> 1723240 Set at 40°

### Recline

<input type="checkbox"/> 1723310 <b>Reclining Backrest (Manual)</b>	\$ 895
30° maximum recline. Not compatible with Cane Handle Back, Fold Down Back, Requires 23" Angle/Height Adjustable Push Bar with 8° Bend. Not available with 15" or 16" Seat Depth.	

### Front Rigging

<input type="checkbox"/> 1725000 <b>No Front Rigging</b>	<input type="checkbox"/> 1725001 <b>Sector Blocks only</b>	
<b>Easy-Out™ Front Rigging</b> Effortless insertion and removal. No Hanger Bracket remains on frame. <a href="http://pdgmobility.com/easy-out">pdgmobility.com/easy-out</a>		
<input type="checkbox"/> 1725410 Fixed 70°		\$ 95
<input type="checkbox"/> 1725420 Universal Angle Adjustable (0°-110°)	Set at angle: _____ (use increments of 10°)	\$ 295
Adjust angle by loosening one bolt. Tool-free leg-length adjustment. Front Rigging can interfere with casters in the 90-110° settings.		
<b>Swing Away Front Rigging</b> Legacy Design. Not compatible with Easy-Out.		
<input type="checkbox"/> 1725140 Swing Away 70°		
<input type="checkbox"/> 1725160 Swing Away 90°	Includes 11"-16" Extension Tubes. Not compatible with 8" Casters.	\$ 75
<input type="checkbox"/> 1725200 Swing Away Elevating Legrests	Includes Calf Pads. Not compatible with 12" or 13" Seat Width.	\$ 375
<input type="checkbox"/> 1725300 1" Offset Hangers for Swing Away		\$ 75
<input type="checkbox"/> 1725110 <b>Standard Plug In 70° Front Rigging</b>	Legacy Design. Not compatible with Easy-Out.	

### Footplates

<input type="checkbox"/> 1726010 <b>Composite Footplates</b>	Not available on 12" Seat Width.	
<input type="checkbox"/> 1726020 <b>Aluminum Angle Adjustable Footplates</b>		\$ 165
<input type="checkbox"/> 1726030 <b>One Piece Fixed Footplate</b>	Available on Plug In Front Rigging only. Requires selection of Composite or Aluminum Angle Adjustable.	\$ 350
<input type="checkbox"/> 1726040 <b>One Piece Flip-up Footplate</b>	Requires selection of Composite or Aluminum Angle Adjustable.	\$ 395
<input type="checkbox"/> 1726050 <b>Interlocking Angle Adjustable Footplates</b>	Available for Seat Widths up to 18" only.	\$ 195

### Footrest/Legrest Accessories

<b>Calf Pad</b> Not compatible with Gel Padding.		
<input type="checkbox"/> 1727012 For Easy-Out™ Front Rigging	Includes reinforced premium Calf Pad mount.	\$ 200
<input type="checkbox"/> 1727010 For Swing Away Front Rigging		\$ 135
<input type="checkbox"/> 1727020 <b>Gel Padding</b>	Not compatible with Calf Pad or Easy-Out Front Rigging.	\$ 125
<b>Gel Knee Pad</b>		
<input type="checkbox"/> 1727032 For Easy-Out™ Angle Adjustable Front Rigging		\$ 200
<input type="checkbox"/> 1727030 For Swing Away ELR Front Rigging		\$ 100
<input type="checkbox"/> 1727040 <b>Length Adjustable Heel Loops</b>		\$ 50
<input type="checkbox"/> 1727050 <b>Bodypoint Padded Calf Strap</b>		\$ 195

### Front Rigging Extension Tubes

**Regular Extension Tubes** No selection required for 90° Front Rigging.

- 1728010 Short 14"-18" for Easy-Out Front Rigging 13"-17" for Swing Away and Standard Plug In Front Rigging
- 1728020 Long 18"-24" for Easy-Out Front Rigging 15"-19" for Swing Away and Standard Plug In Front Rigging

\$ 75



**Lower Leg Length** If provided, Front Rigging will be set to this length by PDG. If left blank, the default setting will be used.

Seat Pan to Foot Plates: \_\_\_\_\_ Measured along the length of the Front Rigging. Consider the height of your Seat Cushion.

### Miscellaneous Options

**Spoke Guards** Available for 20"-24" Composite Rear Wheels. Made from durable and lightweight aluminum.

\$ 195

- 1730020 Black  1730021 Frame Color

- 1730090 **Hip Belt Mount** Provides improved mounting options for Bodypoint Hip Belt or other third-party belts.

\$ 55

- 1730170 **Adhesive Back Hook Strip, 2" x 30"** For Cushion mounting.

\$ 10

### Seating System

- 1730400 **Stealth Diego Pediatric Seating System** Select this item to request a customized quotation for delivery of a Diego System with this chair. TBD

**A Head System**  
Head Pad & Hardware

**Multi-Axis Hardware**  
The HMO501, included as part of a package for the Diego Head System, allows growth adjustability and on-demand configurations.

**B FlipLock**  
Configurable as a between canes or full width set up.

**Width Growth**  
Adapted from our TFB System, the back wings allow for a pediatric growth adjustment.

**Back Hardware Cover**  
Easy to remove back cover for quick on-demand adjustments and a more aesthetic look

**diego**  
a Stealth Product

**B Contoured Back System**  
Base, Cushion & Cover

**Coolcore Covers**  
Our Diego System uses the Coolcore cover technology which adapt all-year-round for a more comfortable experience.

**B Laterals**  
Modular Laterals either Fixed or Swing Away

**C Contoured Seat System**  
Base, Cushion, Cover & Hardware

**WG-20\*** Certified  
Some requirements need to be met for safety purposes. Read warning [\*]

Refer to the separate Seating & Positioning order form for PDG's on-chair options. Standard PDG discounts apply. [pdgmobility.com/seating](http://pdgmobility.com/seating)

### Order Notes

Please send your completed order form by email to [info@pdgmobility.com](mailto:info@pdgmobility.com) or by fax to 877 323 9093.