



Customer and Order Information

Purchase Order *	Tag	v.0901
Dealer/Provider Name *		
Purchaser Name and Contact Information *		
Shipping Address *		
User Information (if available)	Weight _____ lbs	Height _____ ft/in
		*required

Base Chair

<input checked="" type="checkbox"/> 1201000	Stellar 45° Manual Tilt Wheelchair	\$ 4,150
<input type="checkbox"/>	Also available: the lightweight Stellar GLT with aluminum frame. See separate order form. pdgmobility.com/glt	
<input type="checkbox"/>	Choose the Stellar Impact for highly agitated users and the Stellar HD for bariatric users. See separate order forms.	

Weight Capacity

Chair Weight Capacity		
<input type="checkbox"/> 1202000	250 lbs Capacity Available for 14" to 22" Seat Width.	
<input type="checkbox"/> 1202050	300 lbs Capacity Available for 14" to 22" Seat Width.	\$ 200
<input type="checkbox"/> 1205006	450 lbs Capacity Available for 16" to 24" Seat Width. Requires 20" Composite or 24" Heavy Duty Spoke Wheels. Fixed Axles only. Not compatible with TTDS.	\$ 500

Frame Options

<input type="checkbox"/> 1202200	Extended Base with Rear Floor Jacks	\$ 900
	Lifts Rear Wheels off ground for increased stability. Limited ground clearance. Not compatible with Attendant Wheel Lock, HD Anti-Tipper, IV Pole, O2 Holder.	
<input type="checkbox"/> 1202201	Shortened Strut Bracket Increases heel clearance for foot propelling. Available only for 23" and 24" Seat Width.	\$ 125
<input type="checkbox"/> 1202300	Transit Tie Down System (TTDS)	
	TTDS includes 4 factory-installed transport brackets. TTDS has been tested according to ANSI/RESNA WC 19. See Owners Manual for complete details. Not compatible Seat Widths greater than 22". Tested to max. Weight Capacity of 300 lbs.	

Seat Width

Overall chair width is +9.5" for 12/16" RW and +10.5" for 20/22/24" RW

Standard Seat Widths					
<input type="checkbox"/> 1203014	14" Seat Width	<input type="checkbox"/> 1203015	15" Seat Width	<input type="checkbox"/> 1203016	16" Seat Width
<input type="checkbox"/> 1203017	17" Seat Width	<input type="checkbox"/> 1203018	18" Seat Width	<input type="checkbox"/> 1203019	19" Seat Width
<input type="checkbox"/> 1203020	20" Seat Width	<input type="checkbox"/> 1203021	21" Seat Width	<input type="checkbox"/> 1203022	22" Seat Width
Custom Seat Widths Requires 450 lbs Weight Capacity Frame. Extended delivery lead times may apply.					
<input type="checkbox"/> 1203023	23" Seat Width	<input type="checkbox"/> 1203024	24" Seat Width		\$ 375

Seat Depth

Standard Seat Depths (Adjustable)					
<input type="checkbox"/> 1204016	16" Seat Depth	<input type="checkbox"/> 1204017	17" Seat Depth	<input type="checkbox"/> 1204018	18" Seat Depth
<input type="checkbox"/> 1204019	19" Seat Depth	<input type="checkbox"/> 1204020	20" Seat Depth		
Custom Seat Depths					
<input type="checkbox"/> 1204021	21" Seat Depth	<input type="checkbox"/> 1204022	22" Seat Depth		\$ 400



Frame Color

PDG Premium Colors

- | | | |
|---|--|---|
| <input type="checkbox"/> 1205000 Tracer Red | <input type="checkbox"/> 1205001 Gloss Black Shimmer | <input type="checkbox"/> 1205002 Silver |
| <input type="checkbox"/> 1205003 Fine Texture Black | <input type="checkbox"/> 1205004 Orange Fusion | <input type="checkbox"/> 1205005 Karl's Imagination |
| <input type="checkbox"/> 1205006 Blue Shimmer | <input type="checkbox"/> 1205007 Gloss White | <input type="checkbox"/> 1205008 Dark Titanium |
| <input type="checkbox"/> 1205009 Geyser Green | <input type="checkbox"/> 1205010 Lollypop Blue | <input type="checkbox"/> 1205011 Lollypop Red |
| <input type="checkbox"/> 1205012 Bubble Gum Pink | <input type="checkbox"/> 1205013 Berry Purple | <input type="checkbox"/> 1205014 Daffodil Yellow |

1205200 **Custom Color** Contact PDG for specifications. \$ 300

Armrests

- 1206000 **No Armrests**
- Single Post Height Adjustable Armrests** Not compatible with the 450 lbs Weight Capacity Frame. \$ 295
- 1206111 8"-11" Range 1206114 10"-14" Range
- Dual Post Height Adjustable Armrests** Required for the 450 lbs Weight Capacity Frame. \$ 295
- 1206211 8"-11" Range 1206214 10"-14" Range 1206216 12"-16" Range
- Fixed Height Armrests (12")** Full Length Armpad only.
- 1206100 Single Post 1206200 Dual Post
-  **Armrest Height** If provided, Armrests will be set to this height by PDG. If left blank, the default setting will be used.
Seat Pan to top of Armrest: _____ Does not include height of Armpad
-  **Armrest Position** Indicate preference for Armrest position. If left blank, the default setting will be used.
In the interest of maintaining chair stability and avoiding interference with other chair functions, PDG may not be able to accommodate stated preference.
- 1206401 Rear 1206402 Mid 1206403 Front
- Locking Flip-up Armrests** Not recommended for users with excessive strength or tone. \$ 295
Not compatible with Fold Down Back, Clothing Guards, Back Upholstery. Available with Full Length and Desk Length Armpads.
- 1206310 Set at 10" 1206311 Set at 11" 1206312 Set at 12"
 1206313 Set at 13" 1206314 Set at 14"

Armpads

- Regular Armpads**
- 1207100 Desk Length - 2" x 10" 1207101 Full Length - 2" x 14"
- Wide Armpads** May interfere with wheels in some tilt configurations. \$ 200
- 1207110 Desk Length - 3" x 10" 1207111 Full Length - 3" x 12"
- Gel Armpads** May interfere with wheels in some tilt configurations. \$ 135
- 1207120 Full Length - 2" x 12" 1207121 Full Length - 3.5" x 12"
- Contour Arm Trough with Hand Pad** May interfere with wheels in some tilt configurations. \$ 125
- 1207130 Right (4.5" x 18") 1207131 Left (4.5" x 18")

Armrest Options

- Armrest Wideners** Move Armrests outward by 1" on each side. Do not increase seat size.
- 1207210 For Single Post Armrests May cause tilt interference at lower Seat Height and/or Seat Depth settings. \$ 195
- 1207220 For Dual Post Armrests Limits tilt. Not compatible with 20", 22", or 24" Rear Wheels, Clothing Guards. \$ 375
- Clothing Guards** Not compatible with Flip-up Armrests, Armrest Wideners.
- 1207310 For Single Post Armrests Available for 10"-14" Height range only. \$ 110
- 1207320 For Dual Post Armrests \$ 165
- Armrest Extensions** Not compatible with Flip-up or Single Post Armrests. \$ 75
- 1207400 3" Extension - Forward 1207401 3" Extension - Rearward

Seat Pan

- 1208000 **No Seat Pan**
- 1208001 **Solid Aluminum Seat Pan** \$ 135

Seat Height

Don't forget **Select desired Seat-to-Floor Height** STF Height is adjustable.

RW	14"	15"	16"	17"	18"	19"	20"
12"	<input type="checkbox"/>	<input type="checkbox"/>	<input type="checkbox"/>	<input type="checkbox"/>	<input type="checkbox"/>		
16"			<input type="checkbox"/>	<input type="checkbox"/>	<input type="checkbox"/>	<input type="checkbox"/>	<input type="checkbox"/>
20"	<input type="checkbox"/>	<input type="checkbox"/>	<input type="checkbox"/>	<input type="checkbox"/>	<input type="checkbox"/>		
22"		<input type="checkbox"/>	<input type="checkbox"/>	<input type="checkbox"/>	<input type="checkbox"/>	<input type="checkbox"/>	
24"			<input type="checkbox"/>	<input type="checkbox"/>	<input type="checkbox"/>	<input type="checkbox"/>	<input type="checkbox"/>

RW	14"	15"	16"	17"	18"	19"	20"
16"			<input type="checkbox"/>	<input type="checkbox"/>	<input type="checkbox"/>	<input type="checkbox"/>	<input type="checkbox"/>
24"			<input type="checkbox"/>	<input type="checkbox"/>	<input type="checkbox"/>	<input type="checkbox"/>	<input type="checkbox"/>

Casters

- Urethane Casters** 8" Casters are compatible only with 16" and 24" Rear Wheels.
- 1211061 6" x 1.25" Caster size 1211081 8" x 1.25" Caster size
 - 1211063 6" x 1.50" Caster size \$ 85
 - 1211084 8" x 2.00" Caster size \$ 135
- Pneumatic Casters** 8" Casters are compatible only with 16" and 24" Rear Wheels.
- 1211161 6" x 1.25" Caster size \$ 110
 - 1211181 8" x 1.25" Caster size \$ 120
 - 1211184 8" x 2.00" Caster size \$ 150
- 1211260 **Frog Legs 6" x 1.40" Soft Roll Casters** \$ 95
 - 1211400 **Frog Legs Suspension Forks** Not compatible with 12", 20", or 22" Rear Wheels. Requires 6" Soft Roll Caster. \$ 395

Rear Wheels

- Composite Wheels**
- 1212012 12" Wheel size 1212016 16" Wheel size 1212020 20" Wheel size
 - 1212022 22" Wheel size 1212024 24" Wheel size
- Spoke Wheels** \$ 75
- 1212120 20" Wheel size 1212122 22" Wheel size 1212124 24" Wheel size
- 1212224 **24" Heavy Duty Spoke Wheels** \$ 350
- Rear Wheel Position** Indicate Rear Wheel positioning preference. If left blank, the default setting will be used.
In the interest of maintaining chair stability and avoiding interference with other chair functions, PDG may not be able to accommodate stated preference.
- 1212401 Rear 1212402 Mid 1212403 Front

Axle Type

- 1213000 **Quick Release Rear Axles**
- 1213010 **Fixed Rear Axles**

Rear Tires

- 1214000 **Urethane Tires**
- 1214010 **Pneumatic Tires** May result in a finished Seat Height 0.5" greater than stated. \$ 60
- 1214020 **Pneumatic Tires with Flat-Free Inserts** May result in a finished Seat Height 0.5" greater than stated. Not available with Spoke Wheels. \$ 95

Handrims

Handrims are available only with 20", 22", and 24" Rear Wheels.

- 1215000 **No Handrims**
- 1215010 **Standard Aluminum Handrims**
- 1215020 **Plastic Coated Handrims** \$ 150

Wheel Locks & Brakes

User Wheel Locks

- 1216010 Push to Lock 1216020 Pull to Lock
- 1216030 **Attendant Wheel Locks (Push to Lock)** Not compatible with TTDS or the 300 & 450 lbs Weight Capacity Frames. \$ 85
- 1216040 **User & Attendant Wheel Locks** Available with 20", 22", or 24" Rear Wheels only. Not compatible with Drum Brakes. \$ 125
- 1216300 **Drum Brakes** Dual trigger activation (right/left side activated independently). Available with 20" Rear Wheels only. \$ 795

Wheel Lock Options

- 1216100 **Wheel Lock Extensions** Not compatible with Attendant Wheel Lock. \$ 60
- 1216200 **Hill Holders** Requires Pneumatic Rear Tires with Flat-Free Inserts. \$ 450

Anti-Tippers

- 1217010 **Rear Anti-Tippers** Required Safety Option. \$ 75
- 1217020 **Front Anti-Tippers** \$ 795
- 1217030 **Heavy Duty Rear Anti-Tipper** Provides additional rearward stability for users with excessive movement. \$ 895
Not compatible with Attendant Wheel Locks, Rear Floor Jacks, IV Pole, O2 Holder.

Back Posts

Back Post Style

- 1218010 Push Bar Back 1218020 Cane Handle Back Seat Widths of 14"-22" only. Not compatible with Headrest Mounting Plate.
- Back Post Height** Measured from the Seat Pan to the Handle.
- 1218425 Short (22") 1218431 Tall (25")
- Seat to Back Angle**
- 1219090 Set at 90° 1219098 Set at 98° 1219106 Set at 106°
- 1219114 Set at 114° 1219122 Set at 122°

Back Options

- Angle/Height Adjustable Push Bar Handle** Not compatible with Headrest Mounting Plate or Cane Handle Back. \$ 150
- 1219010 Button on Outside 1219011 Button on Inside
- 1219210 **10" Backrest Extension** Requires the Angle/Height Adjustable Push Bar Handle. \$ 150
- 1219212 **Headrest Mounting Plate** \$ 95
Not compatible with Backrest Extension, Angle/Height Adjustable Push Bar, Cane Handle Back. Not required if mounting to a solid Back.
- 1219220 **Fold Down Back** Not compatible with Reclining Back.
- 1219230 **Spring Back Suspension** Not compatible with Reclining Back. \$ 105
- 1219240 **Seating Dynamics Dynamic Rocker Back Interface** \$ 2,995
Not compatible with Fold Down Back, Spring Back Suspension, 30° Recline, Cane Handle. Requires Adjustable Tension Upholstery or rigid Backrest. Finished Back Post Height 3" taller than selected Back Post Height.

Back Upholstery

- 1220000 **No Back Upholstery**
- Standard Upholstery** Not available with Cane Handle Back. \$ 195
- 1220418 Short (18" Height) 1220421 Regular (21" Height) 1220424 Tall (24" Height)
- 1220450 **Tension Adjustable Upholstery** Height of Upholstery is 16". Not available with Cane Handle Back. \$ 295


Position of Upholstery

 Select the desired position of the top of the Upholstery relative to the Seat Pan.

		22" Back Post									
Style	17"	18"	19"	20"	21"	22"	23"	24"	25"		
Short	<input type="checkbox"/>	<input type="checkbox"/>	<input type="checkbox"/>	<input type="checkbox"/>	<input type="checkbox"/>	<input type="checkbox"/>					
Regular				<input type="checkbox"/>	<input type="checkbox"/>	<input type="checkbox"/>					
Tension Adj			<input type="checkbox"/>	<input type="checkbox"/>	<input type="checkbox"/>	<input type="checkbox"/>					

		25" Back Post									
Style	17"	18"	19"	20"	21"	22"	23"	24"	25"		
Short	<input type="checkbox"/>	<input type="checkbox"/>	<input type="checkbox"/>	<input type="checkbox"/>	<input type="checkbox"/>	<input type="checkbox"/>	<input type="checkbox"/>	<input type="checkbox"/>	<input type="checkbox"/>		
Regular				<input type="checkbox"/>	<input type="checkbox"/>	<input type="checkbox"/>	<input type="checkbox"/>	<input type="checkbox"/>	<input type="checkbox"/>		
Tall							<input type="checkbox"/>	<input type="checkbox"/>	<input type="checkbox"/>		
Tension Adj			<input type="checkbox"/>	<input type="checkbox"/>	<input type="checkbox"/>	<input type="checkbox"/>	<input type="checkbox"/>	<input type="checkbox"/>	<input type="checkbox"/>		

Tilt Activation

Attendant Tilt only Select trigger mounting location below.		
<input type="checkbox"/> 1223011 Right Back Post	<input type="checkbox"/> 1223012 Left Back Post	
User Tilt only Not available on widths greater than 22". Full Length Arm Pads only. Select trigger mounting location below.		\$ 100
<input type="checkbox"/> 1223021 Right Armrest	<input type="checkbox"/> 1223022 Left Armrest	
Attendant & User Tilt Not available on widths greater than 22". Full Length Arm Pads only. Select trigger mounting locations below.		\$ 195
<input type="checkbox"/> 1223031 Right Back Post	<input type="checkbox"/> 1223032 Left Back Post	
<input type="checkbox"/> 1223041 Right Armrest	<input type="checkbox"/> 1223042 Left Armrest	
<input type="checkbox"/> 1223110 Trigger Extension		\$ 50
Tilt Limit Optional. If no tilt limit is selected, the full tilt range will be available.		
<input type="checkbox"/> 1223220 Set at 20°	<input type="checkbox"/> 1223230 Set at 30°	<input type="checkbox"/> 1223240 Set at 40°
 The Stellar GL and GLT offer a Power Tilt option. See separate order forms. pdgmobility.com/power-tilt		

Recline

<input type="checkbox"/> 1223310 Reclining Backrest (Manual)	\$ 895
30° maximum recline. Not compatible with Backrest Extension, Cane Handle Back, Spring Back Suspension, Fold Down Back, Tension Adjustable Upholstery.	

Front Rigging

<input type="checkbox"/> 1225000 No Front Rigging	<input type="checkbox"/> 1225001 Sector Blocks only	
Easy-Out™ Front Rigging Effortless insertion and removal. No Hanger Bracket remains on frame. pdgmobility.com/easy-out		
<input type="checkbox"/> 1225410 Fixed 70°		\$ 95
<input type="checkbox"/> 1225420 Universal Angle Adjustable (0°-110°)	Set at angle: _____ (use increments of 10°)	\$ 295
Adjust angle by loosening one bolt. Tool-free leg-length adjustment. Front Rigging can interfere with casters in the 90-110° settings.		
Swing Away Front Rigging Legacy Design. Not compatible with Easy-Out.		
<input type="checkbox"/> 1225130 Swing Away 60°	<input type="checkbox"/> 1225140 Swing Away 70°	
<input type="checkbox"/> 1225200 Swing Away Elevating Legrests	Includes Calf Pads.	\$ 375
<input type="checkbox"/> 1225300 1" Offset Hangers for Swing Away		\$ 75
<input type="checkbox"/> 1225110 Standard Plug In 70° Front Rigging	Legacy Design. Not compatible with Easy-Out.	

Footplates

<input type="checkbox"/> 1226010 Composite Footplates	
<input type="checkbox"/> 1226020 Aluminum Angle Adjustable Footplates	\$ 165
<input type="checkbox"/> 1226030 One Piece Fixed Footplate	Available on Plug In Front Rigging only. Requires selection of Composite or Aluminum Angle Adjustable. \$ 350
<input type="checkbox"/> 1226040 One Piece Flip-up Footplate	Requires selection of Composite or Aluminum Angle Adjustable. \$ 395
<input type="checkbox"/> 1226050 Interlocking Angle Adjustable Footplates	Available for Seat Widths up to 21" only. \$ 195

Footrest/Legrest Accessories

Calf Pads Not compatible with Gel Padding.		
<input type="checkbox"/> 1227012 For Easy-Out™ Front Rigging	Includes reinforced premium Calf Pad mount.	\$ 200
<input type="checkbox"/> 1227010 For Swing Away Front Rigging		\$ 135
<input type="checkbox"/> 1227020 Gel Padding	Not compatible with Calf Pad or Easy-Out Front Rigging.	\$ 125
Gel Knee Pads		
<input type="checkbox"/> 1227032 For Easy-Out™ Angle Adjustable Front Rigging		\$ 200
<input type="checkbox"/> 1227030 For Swing Away ELR Front Rigging		\$ 100
<input type="checkbox"/> 1227040 Adjustable Length Heel Loops		\$ 50
<input type="checkbox"/> 1227050 Bodypoint Padded Calf Strap	Sizes greater than 22" are not padded.	\$ 195
Miller's Dynamic Footrest Mounts Not compatible with Easy-Out Front Rigging.		
<input type="checkbox"/> 1227060 For Standard Plug In Front Rigging		\$ 445
<input type="checkbox"/> 1227065 For Swing Away 70° Front Rigging		\$ 575

Front Rigging Extension Tubes

Regular Extension Tubes

- | | | | | | |
|--------------------------|---------|-------|------------------------------------|---|-------|
| <input type="checkbox"/> | 1228010 | Short | 14"-18" for Easy-Out Front Rigging | 13"-17" for Swing Away and Standard Plug In Front Rigging | |
| <input type="checkbox"/> | 1228020 | Long | 18"-24" for Easy-Out Front Rigging | 15"-19" for Swing Away and Standard Plug In Front Rigging | \$ 75 |

Extra Strength Extension Tubes (Solid) Available on Plug In Front Rigging only. Not compatible with Easy-Out Front Rigging.

- | | | | | | | |
|--------------------------|---------|-----------------|--------------------------|---------|----------------|--------|
| <input type="checkbox"/> | 1228110 | Short (13"-17") | <input type="checkbox"/> | 1228120 | Long (15"-19") | \$ 100 |
|--------------------------|---------|-----------------|--------------------------|---------|----------------|--------|



Lower Leg Length If provided, Front Rigging will be set to this length by PDG. If left blank, the default setting will be used.

Seat Pan to Foot Plates: _____ Measured along the length of the Front Rigging. Consider the height of your Seat Cushion.

Miscellaneous Options

- | | | | | |
|--------------------------|---------|---|--|--------|
| <input type="checkbox"/> | 1230050 | Protective Lower Padding | | \$ 675 |
| <input type="checkbox"/> | 1230080 | Gel Hip Guides | Reduces available Seat Width by 2". | \$ 395 |
| <input type="checkbox"/> | 1230110 | IV Pole | Not compatible with HD Anti Tipper, Rear Floor Jacks, Attendant Wheel Locks. | \$ 295 |
| <input type="checkbox"/> | 1230120 | O2 Holder | Not compatible with HD Anti Tipper, Rear Floor Jacks, Attendant Wheel Locks. | \$ 395 |
| <input type="checkbox"/> | 1230170 | Adhesive Back Hook Strip, 2" x 30" | For Cushion mounting. | \$ 10 |

On-Chair Seating & Positioning

-  Refer to the separate Seating & Positioning order form for PDG's on-chair options. Standard PDG discounts apply. pdgmobility.com/seating

Order Notes

Please send your completed order form by email to info@pdgmobility.com or by fax to 877 323 9093.